

APPENDIX B

TABLES

TABLE 1 Binomial Probabilities

Tabulated values are $P(X \leq k) = \sum_{x=0}^k p(x_i)$. (Values are rounded to four decimal places.)

***n* = 5**

<i>k</i>	<i>p</i>														
	0.01	0.05	0.10	0.20	0.25	0.30	0.40	0.50	0.60	0.70	0.75	0.80	0.90	0.95	0.99
0	0.9510	0.7738	0.5905	0.3277	0.2373	0.1681	0.0778	0.0313	0.0102	0.0024	0.0010	0.0003	0.0000	0.0000	0.0000
1	0.9990	0.9774	0.9185	0.7373	0.6328	0.5282	0.3370	0.1875	0.0870	0.0308	0.0156	0.0067	0.0005	0.0000	0.0000
2	1.0000	0.9988	0.9914	0.9421	0.8965	0.8369	0.6826	0.5000	0.3174	0.1631	0.1035	0.0579	0.0086	0.0012	0.0000
3	1.0000	1.0000	0.9995	0.9933	0.9844	0.9692	0.9130	0.8125	0.6630	0.4718	0.3672	0.2627	0.0815	0.0226	0.0010
4	1.0000	1.0000	1.0000	0.9997	0.9990	0.9976	0.9898	0.9688	0.9222	0.8319	0.7627	0.6723	0.4095	0.2262	0.0490

***n* = 6**

<i>k</i>	<i>p</i>														
	0.01	0.05	0.10	0.20	0.25	0.30	0.40	0.50	0.60	0.70	0.75	0.80	0.90	0.95	0.99
0	0.9415	0.7351	0.5314	0.2621	0.1780	0.1176	0.0467	0.0156	0.0041	0.0007	0.0002	0.0001	0.0000	0.0000	0.0000
1	0.9985	0.9672	0.8857	0.6554	0.5339	0.4202	0.2333	0.1094	0.0410	0.0109	0.0046	0.0016	0.0001	0.0000	0.0000
2	1.0000	0.9978	0.9842	0.9011	0.8306	0.7443	0.5443	0.3438	0.1792	0.0705	0.0376	0.0170	0.0013	0.0001	0.0000
3	1.0000	0.9999	0.9987	0.9830	0.9624	0.9295	0.8208	0.6563	0.4557	0.2557	0.1694	0.0989	0.0159	0.0022	0.0000
4	1.0000	1.0000	0.9999	0.9984	0.9954	0.9891	0.9590	0.8906	0.7667	0.5798	0.4661	0.3446	0.1143	0.0328	0.0015
5	1.0000	1.0000	1.0000	0.9999	0.9998	0.9993	0.9959	0.9844	0.9533	0.8824	0.8220	0.7379	0.4686	0.2649	0.0585

***n* = 7**

<i>k</i>	<i>p</i>														
	0.01	0.05	0.10	0.20	0.25	0.30	0.40	0.50	0.60	0.70	0.75	0.80	0.90	0.95	0.99
0	0.9321	0.6983	0.4783	0.2097	0.1335	0.0824	0.0280	0.0078	0.0016	0.0002	0.0001	0.0000	0.0000	0.0000	0.0000
1	0.9980	0.9556	0.8503	0.5767	0.4449	0.3294	0.1586	0.0625	0.0188	0.0038	0.0013	0.0004	0.0000	0.0000	0.0000
2	1.0000	0.9962	0.9743	0.8520	0.7564	0.6471	0.4199	0.2266	0.0963	0.0288	0.0129	0.0047	0.0002	0.0000	0.0000
3	1.0000	0.9998	0.9973	0.9667	0.9294	0.8740	0.7102	0.5000	0.2898	0.1260	0.0706	0.0333	0.0027	0.0002	0.0000
4	1.0000	1.0000	0.9998	0.9953	0.9871	0.9712	0.9037	0.7734	0.5801	0.3529	0.2436	0.1480	0.0257	0.0038	0.0000
5	1.0000	1.0000	1.0000	0.9996	0.9987	0.9962	0.9812	0.9375	0.8414	0.6706	0.5551	0.4233	0.1497	0.0444	0.0020
6	1.0000	1.0000	1.0000	1.0000	0.9999	0.9998	0.9984	0.9922	0.9720	0.9176	0.8665	0.7903	0.5217	0.3017	0.0679

(Continued)

TABLE 1 (Continued)

n = 8															
k	p														
	0.01	0.05	0.10	0.20	0.25	0.30	0.40	0.50	0.60	0.70	0.75	0.80	0.90	0.95	0.99
0	0.9227	0.6634	0.4305	0.1678	0.1001	0.0576	0.0168	0.0039	0.0007	0.0001	0.0000	0.0000	0.0000	0.0000	0.0000
1	0.9973	0.9428	0.8131	0.5033	0.3671	0.2553	0.1064	0.0352	0.0085	0.0013	0.0004	0.0001	0.0000	0.0000	0.0000
2	0.9999	0.9942	0.9619	0.7969	0.6785	0.5518	0.3154	0.1445	0.0498	0.0113	0.0042	0.0012	0.0000	0.0000	0.0000
3	1.0000	0.9996	0.9950	0.9437	0.8862	0.8059	0.5941	0.3633	0.1737	0.0580	0.0273	0.0104	0.0004	0.0000	0.0000
4	1.0000	1.0000	0.9996	0.9896	0.9727	0.9420	0.8263	0.6367	0.4059	0.1941	0.1138	0.0563	0.0050	0.0004	0.0000
5	1.0000	1.0000	1.0000	0.9988	0.9958	0.9887	0.9502	0.8555	0.6846	0.4482	0.3215	0.2031	0.0381	0.0058	0.0001
6	1.0000	1.0000	1.0000	0.9999	0.9996	0.9987	0.9915	0.9648	0.8936	0.7447	0.6329	0.4967	0.1869	0.0572	0.0027
7	1.0000	1.0000	1.0000	1.0000	1.0000	0.9999	0.9993	0.9961	0.9832	0.9424	0.8999	0.8322	0.5695	0.3366	0.0773
n = 9															
k	p														
	0.01	0.05	0.10	0.20	0.25	0.30	0.40	0.50	0.60	0.70	0.75	0.80	0.90	0.95	0.99
0	0.9135	0.6302	0.3874	0.1342	0.0751	0.0404	0.0101	0.0020	0.0003	0.0000	0.0000	0.0000	0.0000	0.0000	0.0000
1	0.9966	0.9288	0.7748	0.4362	0.3003	0.1960	0.0705	0.0195	0.0038	0.0004	0.0001	0.0000	0.0000	0.0000	0.0000
2	0.9999	0.9916	0.9470	0.7382	0.6007	0.4628	0.2318	0.0898	0.0250	0.0043	0.0013	0.0003	0.0000	0.0000	0.0000
3	1.0000	0.9994	0.9917	0.9144	0.8343	0.7297	0.4826	0.2539	0.0994	0.0253	0.0100	0.0031	0.0001	0.0000	0.0000
4	1.0000	1.0000	0.9991	0.9804	0.9511	0.9012	0.7334	0.5000	0.2666	0.0988	0.0489	0.0196	0.0009	0.0000	0.0000
5	1.0000	1.0000	0.9999	0.9969	0.9900	0.9747	0.9006	0.7461	0.5174	0.2703	0.1657	0.0856	0.0083	0.0006	0.0000
6	1.0000	1.0000	1.0000	0.9997	0.9987	0.9957	0.9750	0.9102	0.7682	0.5372	0.3993	0.2618	0.0530	0.0084	0.0001
7	1.0000	1.0000	1.0000	1.0000	0.9999	0.9996	0.9962	0.9805	0.9295	0.8040	0.6997	0.5638	0.2252	0.0712	0.0034
8	1.0000	1.0000	1.0000	1.0000	1.0000	1.0000	0.9997	0.9980	0.9899	0.9596	0.9249	0.8658	0.6126	0.3698	0.0865

TABLE 1 (Continued)

<i>n</i> = 10															
<i>k</i>	<i>p</i>														
	0.01	0.05	0.10	0.20	0.25	0.30	0.40	0.50	0.60	0.70	0.75	0.80	0.90	0.95	0.99
0	0.9044	0.5987	0.3487	0.1074	0.0563	0.0282	0.0060	0.0010	0.0001	0.0000	0.0000	0.0000	0.0000	0.0000	0.0000
1	0.9957	0.9139	0.7361	0.3758	0.2440	0.1493	0.0464	0.0107	0.0017	0.0001	0.0000	0.0000	0.0000	0.0000	0.0000
2	0.9999	0.9885	0.9298	0.6778	0.5256	0.3828	0.1673	0.0547	0.0123	0.0016	0.0004	0.0001	0.0000	0.0000	0.0000
3	1.0000	0.9990	0.9872	0.8791	0.7759	0.6496	0.3823	0.1719	0.0548	0.0106	0.0035	0.0009	0.0000	0.0000	0.0000
4	1.0000	0.9999	0.9984	0.9672	0.9219	0.8497	0.6331	0.3770	0.1662	0.0473	0.0197	0.0064	0.0001	0.0000	0.0000
5	1.0000	1.0000	0.9999	0.9936	0.9803	0.9527	0.8338	0.6230	0.3669	0.1503	0.0781	0.0328	0.0016	0.0001	0.0000
6	1.0000	1.0000	1.0000	0.9991	0.9965	0.9894	0.9452	0.8281	0.6177	0.3504	0.2241	0.1209	0.0128	0.0010	0.0000
7	1.0000	1.0000	1.0000	0.9999	0.9996	0.9984	0.9877	0.9453	0.8327	0.6172	0.4744	0.3222	0.0702	0.0115	0.0001
8	1.0000	1.0000	1.0000	1.0000	1.0000	0.9999	0.9983	0.9893	0.9536	0.8507	0.7560	0.6242	0.2639	0.0861	0.0043
9	1.0000	1.0000	1.0000	1.0000	1.0000	1.0000	0.9999	0.9990	0.9940	0.9718	0.9437	0.8926	0.6513	0.4013	0.0956
<i>n</i> = 15															
<i>k</i>	<i>p</i>														
	0.01	0.05	0.10	0.20	0.25	0.30	0.40	0.50	0.60	0.70	0.75	0.80	0.90	0.95	0.99
0	0.8601	0.4633	0.2059	0.0352	0.0134	0.0047	0.0005	0.0000	0.0000	0.0000	0.0000	0.0000	0.0000	0.0000	0.0000
1	0.9904	0.8290	0.5490	0.1671	0.0802	0.0353	0.0052	0.0005	0.0000	0.0000	0.0000	0.0000	0.0000	0.0000	0.0000
2	0.9996	0.9638	0.8159	0.3980	0.2361	0.1268	0.0271	0.0037	0.0003	0.0000	0.0000	0.0000	0.0000	0.0000	0.0000
3	1.0000	0.9945	0.9444	0.6482	0.4613	0.2969	0.0905	0.0176	0.0019	0.0001	0.0000	0.0000	0.0000	0.0000	0.0000
4	1.0000	0.9994	0.9873	0.8358	0.6865	0.5155	0.2173	0.0592	0.0093	0.0007	0.0001	0.0000	0.0000	0.0000	0.0000
5	1.0000	0.9999	0.9978	0.9389	0.8516	0.7216	0.4032	0.1509	0.0338	0.0037	0.0008	0.0001	0.0000	0.0000	0.0000
6	1.0000	1.0000	0.9997	0.9819	0.9434	0.8689	0.6098	0.3036	0.0950	0.0152	0.0042	0.0008	0.0000	0.0000	0.0000
7	1.0000	1.0000	1.0000	0.9958	0.9827	0.9500	0.7869	0.5000	0.2131	0.0500	0.0173	0.0042	0.0000	0.0000	0.0000
8	1.0000	1.0000	1.0000	0.9992	0.9958	0.9848	0.9050	0.6964	0.3902	0.1311	0.0566	0.0181	0.0003	0.0000	0.0000
9	1.0000	1.0000	1.0000	0.9999	0.9992	0.9963	0.9662	0.8491	0.5968	0.2784	0.1484	0.0611	0.0022	0.0001	0.0000
10	1.0000	1.0000	1.0000	1.0000	0.9999	0.9993	0.9907	0.9408	0.7827	0.4845	0.3135	0.1642	0.0127	0.0006	0.0000
11	1.0000	1.0000	1.0000	1.0000	1.0000	0.9999	0.9981	0.9824	0.9095	0.7031	0.5387	0.3518	0.0556	0.0055	0.0000
12	1.0000	1.0000	1.0000	1.0000	1.0000	1.0000	0.9997	0.9963	0.9729	0.8732	0.7639	0.6020	0.1841	0.0362	0.0004
13	1.0000	1.0000	1.0000	1.0000	1.0000	1.0000	1.0000	0.9995	0.9948	0.9647	0.9198	0.8329	0.4510	0.1710	0.0096
14	1.0000	1.0000	1.0000	1.0000	1.0000	1.0000	1.0000	1.0000	0.9995	0.9953	0.9866	0.9648	0.7941	0.5367	0.1399

(Continued)

TABLE 1 (Continued)

<i>n</i> = 20															
<i>k</i>	<i>p</i>														
	0.01	0.05	0.10	0.20	0.25	0.30	0.40	0.50	0.60	0.70	0.75	0.80	0.90	0.95	0.99
0	0.8179	0.3585	0.1216	0.0115	0.0032	0.0008	0.0000	0.0000	0.0000	0.0000	0.0000	0.0000	0.0000	0.0000	0.0000
1	0.9831	0.7358	0.3917	0.0692	0.0243	0.0076	0.0005	0.0000	0.0000	0.0000	0.0000	0.0000	0.0000	0.0000	0.0000
2	0.9990	0.9245	0.6769	0.2061	0.0913	0.0355	0.0036	0.0002	0.0000	0.0000	0.0000	0.0000	0.0000	0.0000	0.0000
3	1.0000	0.9841	0.8670	0.4114	0.2252	0.1071	0.0160	0.0013	0.0000	0.0000	0.0000	0.0000	0.0000	0.0000	0.0000
4	1.0000	0.9974	0.9568	0.6296	0.4148	0.2375	0.0510	0.0059	0.0003	0.0000	0.0000	0.0000	0.0000	0.0000	0.0000
5	1.0000	0.9997	0.9887	0.8042	0.6172	0.4164	0.1256	0.0207	0.0016	0.0000	0.0000	0.0000	0.0000	0.0000	0.0000
6	1.0000	1.0000	0.9976	0.9133	0.7858	0.6080	0.2500	0.0577	0.0065	0.0003	0.0000	0.0000	0.0000	0.0000	0.0000
7	1.0000	1.0000	0.9996	0.9679	0.8982	0.7723	0.4159	0.1316	0.0210	0.0013	0.0002	0.0000	0.0000	0.0000	0.0000
8	1.0000	1.0000	0.9999	0.9900	0.9591	0.8867	0.5956	0.2517	0.0565	0.0051	0.0009	0.0001	0.0000	0.0000	0.0000
9	1.0000	1.0000	1.0000	0.9974	0.9861	0.9520	0.7553	0.4119	0.1275	0.0171	0.0039	0.0006	0.0000	0.0000	0.0000
10	1.0000	1.0000	1.0000	0.9994	0.9961	0.9829	0.8725	0.5881	0.2447	0.0480	0.0139	0.0026	0.0000	0.0000	0.0000
11	1.0000	1.0000	1.0000	0.9999	0.9991	0.9949	0.9435	0.7483	0.4044	0.1133	0.0409	0.0100	0.0001	0.0000	0.0000
12	1.0000	1.0000	1.0000	1.0000	0.9998	0.9987	0.9790	0.8684	0.5841	0.2277	0.1018	0.0321	0.0004	0.0000	0.0000
13	1.0000	1.0000	1.0000	1.0000	1.0000	0.9997	0.9935	0.9423	0.7500	0.3920	0.2142	0.0867	0.0024	0.0000	0.0000
14	1.0000	1.0000	1.0000	1.0000	1.0000	1.0000	0.9984	0.9793	0.8744	0.5836	0.3828	0.1958	0.0113	0.0003	0.0000
15	1.0000	1.0000	1.0000	1.0000	1.0000	1.0000	0.9997	0.9941	0.9490	0.7625	0.5852	0.3704	0.0432	0.0026	0.0000
16	1.0000	1.0000	1.0000	1.0000	1.0000	1.0000	1.0000	0.9987	0.9840	0.8929	0.7748	0.5886	0.1330	0.0159	0.0000
17	1.0000	1.0000	1.0000	1.0000	1.0000	1.0000	1.0000	0.9998	0.9964	0.9645	0.9087	0.7939	0.3231	0.0755	0.0010
18	1.0000	1.0000	1.0000	1.0000	1.0000	1.0000	1.0000	1.0000	0.9995	0.9924	0.9757	0.9308	0.6083	0.2642	0.0169
19	1.0000	1.0000	1.0000	1.0000	1.0000	1.0000	1.0000	1.0000	1.0000	0.9992	0.9968	0.9885	0.8784	0.6415	0.1821

TABLE 1 (Continued)

<i>n</i> = 25															
<i>k</i>	<i>p</i>														
	0.01	0.05	0.10	0.20	0.25	0.30	0.40	0.50	0.60	0.70	0.75	0.80	0.90	0.95	0.99
0	0.7778	0.2774	0.0718	0.0038	0.0008	0.0001	0.0000	0.0000	0.0000	0.0000	0.0000	0.0000	0.0000	0.0000	0.0000
1	0.9742	0.6424	0.2712	0.0274	0.0070	0.0016	0.0001	0.0000	0.0000	0.0000	0.0000	0.0000	0.0000	0.0000	0.0000
2	0.9980	0.8729	0.5371	0.0982	0.0321	0.0090	0.0004	0.0000	0.0000	0.0000	0.0000	0.0000	0.0000	0.0000	0.0000
3	0.9999	0.9659	0.7636	0.2340	0.0962	0.0332	0.0024	0.0001	0.0000	0.0000	0.0000	0.0000	0.0000	0.0000	0.0000
4	1.0000	0.9928	0.9020	0.4207	0.2137	0.0905	0.0095	0.0005	0.0000	0.0000	0.0000	0.0000	0.0000	0.0000	0.0000
5	1.0000	0.9988	0.9666	0.6167	0.3783	0.1935	0.0294	0.0020	0.0001	0.0000	0.0000	0.0000	0.0000	0.0000	0.0000
6	1.0000	0.9998	0.9905	0.7800	0.5611	0.3407	0.0736	0.0073	0.0003	0.0000	0.0000	0.0000	0.0000	0.0000	0.0000
7	1.0000	1.0000	0.9977	0.8909	0.7265	0.5118	0.1536	0.0216	0.0012	0.0000	0.0000	0.0000	0.0000	0.0000	0.0000
8	1.0000	1.0000	0.9995	0.9532	0.8506	0.6769	0.2735	0.0539	0.0043	0.0001	0.0000	0.0000	0.0000	0.0000	0.0000
9	1.0000	1.0000	0.9999	0.9827	0.9287	0.8106	0.4246	0.1148	0.0132	0.0005	0.0000	0.0000	0.0000	0.0000	0.0000
10	1.0000	1.0000	1.0000	0.9944	0.9703	0.9022	0.5858	0.2122	0.0344	0.0018	0.0002	0.0000	0.0000	0.0000	0.0000
11	1.0000	1.0000	1.0000	0.9985	0.9893	0.9558	0.7323	0.3450	0.0778	0.0060	0.0009	0.0001	0.0000	0.0000	0.0000
12	1.0000	1.0000	1.0000	0.9996	0.9966	0.9825	0.8462	0.5000	0.1538	0.0175	0.0034	0.0004	0.0000	0.0000	0.0000
13	1.0000	1.0000	1.0000	0.9999	0.9991	0.9940	0.9222	0.6550	0.2677	0.0442	0.0107	0.0015	0.0000	0.0000	0.0000
14	1.0000	1.0000	1.0000	1.0000	0.9998	0.9982	0.9656	0.7878	0.4142	0.0978	0.0297	0.0056	0.0000	0.0000	0.0000
15	1.0000	1.0000	1.0000	1.0000	1.0000	0.9995	0.9868	0.8852	0.5754	0.1894	0.0713	0.0173	0.0001	0.0000	0.0000
16	1.0000	1.0000	1.0000	1.0000	1.0000	0.9999	0.9957	0.9461	0.7265	0.3231	0.1494	0.0468	0.0005	0.0000	0.0000
17	1.0000	1.0000	1.0000	1.0000	1.0000	1.0000	0.9988	0.9784	0.8464	0.4882	0.2735	0.1091	0.0023	0.0000	0.0000
18	1.0000	1.0000	1.0000	1.0000	1.0000	1.0000	0.9997	0.9927	0.9264	0.6593	0.4389	0.2200	0.0095	0.0002	0.0000
19	1.0000	1.0000	1.0000	1.0000	1.0000	1.0000	0.9999	0.9980	0.9706	0.8065	0.6217	0.3833	0.0334	0.0012	0.0000
20	1.0000	1.0000	1.0000	1.0000	1.0000	1.0000	1.0000	0.9995	0.9905	0.9095	0.7863	0.5793	0.0980	0.0072	0.0000
21	1.0000	1.0000	1.0000	1.0000	1.0000	1.0000	1.0000	0.9999	0.9976	0.9668	0.9038	0.7660	0.2364	0.0341	0.0001
22	1.0000	1.0000	1.0000	1.0000	1.0000	1.0000	1.0000	1.0000	0.9996	0.9910	0.9679	0.9018	0.4629	0.1271	0.0020
23	1.0000	1.0000	1.0000	1.0000	1.0000	1.0000	1.0000	1.0000	0.9999	0.9984	0.9930	0.9726	0.7288	0.3576	0.0258
24	1.0000	1.0000	1.0000	1.0000	1.0000	1.0000	1.0000	1.0000	1.0000	0.9999	0.9992	0.9962	0.9282	0.7226	0.2222

TABLE 2 Poisson Probabilities

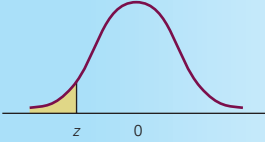
Tabulated values are $P(X \leq k) = \sum_{x=0}^k p(x)$. (Values are rounded to four decimal places.)

<i>k</i>	μ															
	0.10	0.20	0.30	0.40	0.50	1.0	1.5	2.0	2.5	3.0	3.5	4.0	4.5	5.0	5.5	6.0
0	0.9048	0.8187	0.7408	0.6703	0.6065	0.3679	0.2231	0.1353	0.0821	0.0498	0.0302	0.0183	0.0111	0.0067	0.0041	0.0025
1	0.9953	0.9825	0.9631	0.9384	0.9098	0.7358	0.5578	0.4060	0.2873	0.1991	0.1359	0.0916	0.0611	0.0404	0.0266	0.0174
2	0.9998	0.9989	0.9964	0.9921	0.9856	0.9197	0.8088	0.6767	0.5438	0.4232	0.3208	0.2381	0.1736	0.1247	0.0884	0.0620
3	1.0000	0.9999	0.9997	0.9992	0.9982	0.9810	0.9344	0.8571	0.7576	0.6472	0.5366	0.4335	0.3423	0.2650	0.2017	0.1512
4		1.0000	1.0000	0.9999	0.9998	0.9963	0.9814	0.9473	0.8912	0.8153	0.7254	0.6288	0.5321	0.4405	0.3575	0.2851
5				1.0000	1.0000	0.9994	0.9955	0.9834	0.9580	0.9161	0.8576	0.7851	0.7029	0.6160	0.5289	0.4457
6						0.9999	0.9991	0.9955	0.9858	0.9665	0.9347	0.8893	0.8311	0.7622	0.6860	0.6063
7						1.0000	0.9998	0.9989	0.9958	0.9881	0.9733	0.9489	0.9134	0.8666	0.8095	0.7440
8							1.0000	0.9998	0.9989	0.9962	0.9901	0.9786	0.9597	0.9319	0.8944	0.8472
9								1.0000	0.9997	0.9989	0.9967	0.9919	0.9829	0.9682	0.9462	0.9161
10									0.9999	0.9997	0.9990	0.9972	0.9933	0.9863	0.9747	0.9574
11									1.0000	0.9999	0.9997	0.9991	0.9976	0.9945	0.9890	0.9799
12										1.0000	0.9999	0.9997	0.9992	0.9980	0.9955	0.9912
13											1.0000	0.9999	0.9997	0.9993	0.9983	0.9964
14												1.0000	0.9999	0.9998	0.9994	0.9986
15													1.0000	0.9999	0.9998	0.9995
16														1.0000	0.9999	0.9998
17															1.0000	0.9999
18																1.0000
19																
20																

TABLE 2 (Continued)

<i>k</i>	μ															
	6.50	7.00	7.50	8.00	8.50	9.00	9.50	10	11	12	13	14	15			
0	0.0015	0.0009	0.0006	0.0003	0.0002	0.0001	0.0001	0.0000	0.0000	0.0000	0.0000	0.0000	0.0000			
1	0.0113	0.0073	0.0047	0.0030	0.0019	0.0012	0.0008	0.0005	0.0002	0.0001	0.0000	0.0000	0.0000			
2	0.0430	0.0296	0.0203	0.0138	0.0093	0.0062	0.0042	0.0028	0.0012	0.0005	0.0002	0.0001	0.0000			
3	0.1118	0.0818	0.0591	0.0424	0.0301	0.0212	0.0149	0.0103	0.0049	0.0023	0.0011	0.0005	0.0002			
4	0.2237	0.1730	0.1321	0.0996	0.0744	0.0550	0.0403	0.0293	0.0151	0.0076	0.0037	0.0018	0.0009			
5	0.3690	0.3007	0.2414	0.1912	0.1496	0.1157	0.0885	0.0671	0.0375	0.0203	0.0107	0.0055	0.0028			
6	0.5265	0.4497	0.3782	0.3134	0.2562	0.2068	0.1649	0.1301	0.0786	0.0458	0.0259	0.0142	0.0076			
7	0.6728	0.5987	0.5246	0.4530	0.3856	0.3239	0.2687	0.2202	0.1432	0.0895	0.0540	0.0316	0.0180			
8	0.7916	0.7291	0.6620	0.5925	0.5231	0.4557	0.3918	0.3328	0.2320	0.1550	0.0998	0.0621	0.0374			
9	0.8774	0.8305	0.7764	0.7166	0.6530	0.5874	0.5218	0.4579	0.3405	0.2424	0.1658	0.1094	0.0699			
10	0.9332	0.9015	0.8622	0.8159	0.7634	0.7060	0.6453	0.5830	0.4599	0.3472	0.2517	0.1757	0.1185			
11	0.9661	0.9467	0.9208	0.8881	0.8487	0.8030	0.7520	0.6968	0.5793	0.4616	0.3532	0.2600	0.1848			
12	0.9840	0.9730	0.9573	0.9362	0.9091	0.8758	0.8364	0.7916	0.6887	0.5760	0.4631	0.3585	0.2676			
13	0.9929	0.9872	0.9784	0.9658	0.9486	0.9261	0.8981	0.8645	0.7813	0.6815	0.5730	0.4644	0.3632			
14	0.9970	0.9943	0.9897	0.9827	0.9726	0.9585	0.9400	0.9165	0.8540	0.7720	0.6751	0.5704	0.4657			
15	0.9988	0.9976	0.9954	0.9918	0.9862	0.9780	0.9665	0.9513	0.9074	0.8444	0.7636	0.6694	0.5681			
16	0.9996	0.9990	0.9980	0.9963	0.9934	0.9889	0.9823	0.9730	0.9441	0.8987	0.8355	0.7559	0.6641			
17	0.9998	0.9996	0.9992	0.9984	0.9970	0.9947	0.9911	0.9857	0.9678	0.9370	0.8905	0.8272	0.7489			
18	0.9999	0.9999	0.9997	0.9993	0.9987	0.9976	0.9957	0.9928	0.9823	0.9626	0.9302	0.8826	0.8195			
19	1.0000	1.0000	0.9999	0.9997	0.9995	0.9989	0.9980	0.9965	0.9907	0.9787	0.9573	0.9235	0.8752			
20			1.0000	0.9999	0.9998	0.9996	0.9991	0.9984	0.9953	0.9884	0.9750	0.9521	0.9170			
21				1.0000	0.9999	0.9998	0.9996	0.9993	0.9977	0.9939	0.9859	0.9712	0.9469			
22					1.0000	0.9999	0.9999	0.9997	0.9990	0.9970	0.9924	0.9833	0.9673			
23						1.0000	0.9999	0.9999	0.9995	0.9985	0.9960	0.9907	0.9805			
24							1.0000	1.0000	0.9998	0.9993	0.9980	0.9950	0.9888			
25									0.9999	0.9997	0.9990	0.9974	0.9938			
26										1.0000	0.9999	0.9995	0.9987	0.9967		
27											0.9999	0.9998	0.9994	0.9983		
28												1.0000	0.9999	0.9991		
29													1.0000	0.9999	0.9996	
30														0.9999	0.9998	
31															1.0000	0.9999
32																1.0000

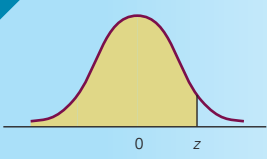
TABLE 3 Cumulative Standardized Normal Probabilities



$P(-\infty < Z < z)$

Z	0.00	0.01	0.02	0.03	0.04	0.05	0.06	0.07	0.08	0.09
-3.0	0.0013	0.0013	0.0013	0.0012	0.0012	0.0011	0.0011	0.0011	0.0010	0.0010
-2.9	0.0019	0.0018	0.0018	0.0017	0.0016	0.0016	0.0015	0.0015	0.0014	0.0014
-2.8	0.0026	0.0025	0.0024	0.0023	0.0023	0.0022	0.0021	0.0021	0.0020	0.0019
-2.7	0.0035	0.0034	0.0033	0.0032	0.0031	0.0030	0.0029	0.0028	0.0027	0.0026
-2.6	0.0047	0.0045	0.0044	0.0043	0.0041	0.0040	0.0039	0.0038	0.0037	0.0036
-2.5	0.0062	0.0060	0.0059	0.0057	0.0055	0.0054	0.0052	0.0051	0.0049	0.0048
-2.4	0.0082	0.0080	0.0078	0.0075	0.0073	0.0071	0.0069	0.0068	0.0066	0.0064
-2.3	0.0107	0.0104	0.0102	0.0099	0.0096	0.0094	0.0091	0.0089	0.0087	0.0084
-2.2	0.0139	0.0136	0.0132	0.0129	0.0125	0.0122	0.0119	0.0116	0.0113	0.0110
-2.1	0.0179	0.0174	0.0170	0.0166	0.0162	0.0158	0.0154	0.0150	0.0146	0.0143
-2.0	0.0228	0.0222	0.0217	0.0212	0.0207	0.0202	0.0197	0.0192	0.0188	0.0183
-1.9	0.0287	0.0281	0.0274	0.0268	0.0262	0.0256	0.0250	0.0244	0.0239	0.0233
-1.8	0.0359	0.0351	0.0344	0.0336	0.0329	0.0322	0.0314	0.0307	0.0301	0.0294
-1.7	0.0446	0.0436	0.0427	0.0418	0.0409	0.0401	0.0392	0.0384	0.0375	0.0367
-1.6	0.0548	0.0537	0.0526	0.0516	0.0505	0.0495	0.0485	0.0475	0.0465	0.0455
-1.5	0.0668	0.0655	0.0643	0.0630	0.0618	0.0606	0.0594	0.0582	0.0571	0.0559
-1.4	0.0808	0.0793	0.0778	0.0764	0.0749	0.0735	0.0721	0.0708	0.0694	0.0681
-1.3	0.0968	0.0951	0.0934	0.0918	0.0901	0.0885	0.0869	0.0853	0.0838	0.0823
-1.2	0.1151	0.1131	0.1112	0.1093	0.1075	0.1056	0.1038	0.1020	0.1003	0.0985
-1.1	0.1357	0.1335	0.1314	0.1292	0.1271	0.1251	0.1230	0.1210	0.1190	0.1170
-1.0	0.1587	0.1562	0.1539	0.1515	0.1492	0.1469	0.1446	0.1423	0.1401	0.1379
-0.9	0.1841	0.1814	0.1788	0.1762	0.1736	0.1711	0.1685	0.1660	0.1635	0.1611
-0.8	0.2119	0.2090	0.2061	0.2033	0.2005	0.1977	0.1949	0.1922	0.1894	0.1867
-0.7	0.2420	0.2389	0.2358	0.2327	0.2296	0.2266	0.2236	0.2206	0.2177	0.2148
-0.6	0.2743	0.2709	0.2676	0.2643	0.2611	0.2578	0.2546	0.2514	0.2483	0.2451
-0.5	0.3085	0.3050	0.3015	0.2981	0.2946	0.2912	0.2877	0.2843	0.2810	0.2776
-0.4	0.3446	0.3409	0.3372	0.3336	0.3300	0.3264	0.3228	0.3192	0.3156	0.3121
-0.3	0.3821	0.3783	0.3745	0.3707	0.3669	0.3632	0.3594	0.3557	0.3520	0.3483
-0.2	0.4207	0.4168	0.4129	0.4090	0.4052	0.4013	0.3974	0.3936	0.3897	0.3859
-0.1	0.4602	0.4562	0.4522	0.4483	0.4443	0.4404	0.4364	0.4325	0.4286	0.4247
-0.0	0.5000	0.4960	0.4920	0.4880	0.4840	0.4801	0.4761	0.4721	0.4681	0.4641

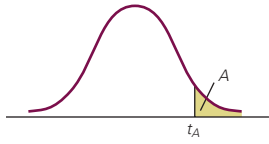
TABLE 3 (Continued)



$P(-\infty < Z < z)$

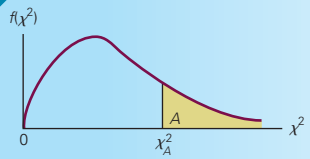
Z	0.00	0.01	0.02	0.03	0.04	0.05	0.06	0.07	0.08	0.09
0.0	0.5000	0.5040	0.5080	0.5120	0.5160	0.5199	0.5239	0.5279	0.5319	0.5359
0.1	0.5398	0.5438	0.5478	0.5517	0.5557	0.5596	0.5636	0.5675	0.5714	0.5753
0.2	0.5793	0.5832	0.5871	0.5910	0.5948	0.5987	0.6026	0.6064	0.6103	0.6141
0.3	0.6179	0.6217	0.6255	0.6293	0.6331	0.6368	0.6406	0.6443	0.6480	0.6517
0.4	0.6554	0.6591	0.6628	0.6664	0.6700	0.6736	0.6772	0.6808	0.6844	0.6879
0.5	0.6915	0.6950	0.6985	0.7019	0.7054	0.7088	0.7123	0.7157	0.7190	0.7224
0.6	0.7257	0.7291	0.7324	0.7357	0.7389	0.7422	0.7454	0.7486	0.7517	0.7549
0.7	0.7580	0.7611	0.7642	0.7673	0.7704	0.7734	0.7764	0.7794	0.7823	0.7852
0.8	0.7881	0.7910	0.7939	0.7967	0.7995	0.8023	0.8051	0.8078	0.8106	0.8133
0.9	0.8159	0.8186	0.8212	0.8238	0.8264	0.8289	0.8315	0.8340	0.8365	0.8389
1.0	0.8413	0.8438	0.8461	0.8485	0.8508	0.8531	0.8554	0.8577	0.8599	0.8621
1.1	0.8643	0.8665	0.8686	0.8708	0.8729	0.8749	0.8770	0.8790	0.8810	0.8830
1.2	0.8849	0.8869	0.8888	0.8907	0.8925	0.8944	0.8962	0.8980	0.8997	0.9015
1.3	0.9032	0.9049	0.9066	0.9082	0.9099	0.9115	0.9131	0.9147	0.9162	0.9177
1.4	0.9192	0.9207	0.9222	0.9236	0.9251	0.9265	0.9279	0.9292	0.9306	0.9319
1.5	0.9332	0.9345	0.9357	0.9370	0.9382	0.9394	0.9406	0.9418	0.9429	0.9441
1.6	0.9452	0.9463	0.9474	0.9484	0.9495	0.9505	0.9515	0.9525	0.9535	0.9545
1.7	0.9554	0.9564	0.9573	0.9582	0.9591	0.9599	0.9608	0.9616	0.9625	0.9633
1.8	0.9641	0.9649	0.9656	0.9664	0.9671	0.9678	0.9686	0.9693	0.9699	0.9706
1.9	0.9713	0.9719	0.9726	0.9732	0.9738	0.9744	0.9750	0.9756	0.9761	0.9767
2.0	0.9772	0.9778	0.9783	0.9788	0.9793	0.9798	0.9803	0.9808	0.9812	0.9817
2.1	0.9821	0.9826	0.9830	0.9834	0.9838	0.9842	0.9846	0.9850	0.9854	0.9857
2.2	0.9861	0.9864	0.9868	0.9871	0.9875	0.9878	0.9881	0.9884	0.9887	0.9890
2.3	0.9893	0.9896	0.9898	0.9901	0.9904	0.9906	0.9909	0.9911	0.9913	0.9916
2.4	0.9918	0.9920	0.9922	0.9925	0.9927	0.9929	0.9931	0.9932	0.9934	0.9936
2.5	0.9938	0.9940	0.9941	0.9943	0.9945	0.9946	0.9948	0.9949	0.9951	0.9952
2.6	0.9953	0.9955	0.9956	0.9957	0.9959	0.9960	0.9961	0.9962	0.9963	0.9964
2.7	0.9965	0.9966	0.9967	0.9968	0.9969	0.9970	0.9971	0.9972	0.9973	0.9974
2.8	0.9974	0.9975	0.9976	0.9977	0.9977	0.9978	0.9979	0.9979	0.9980	0.9981
2.9	0.9981	0.9982	0.9982	0.9983	0.9984	0.9984	0.9985	0.9985	0.9986	0.9986
3.0	0.9987	0.9987	0.9987	0.9988	0.9988	0.9989	0.9989	0.9989	0.9990	0.9990

TABLE 4
Critical Values of the
Student *t* Distribution



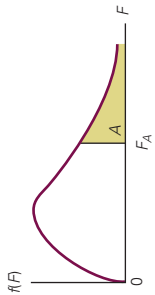
Degrees of Freedom	<i>t</i> _{.100}	<i>t</i> _{.050}	<i>t</i> _{.025}	<i>t</i> _{.010}	<i>t</i> _{.005}
1	3.078	6.314	12.706	31.821	63.657
2	1.886	2.920	4.303	6.965	9.925
3	1.638	2.353	3.182	4.541	5.841
4	1.533	2.132	2.776	3.747	4.604
5	1.476	2.015	2.571	3.365	4.032
6	1.440	1.943	2.447	3.143	3.707
7	1.415	1.895	2.365	2.998	3.499
8	1.397	1.860	2.306	2.896	3.355
9	1.383	1.833	2.262	2.821	3.250
10	1.372	1.812	2.228	2.764	3.169
11	1.363	1.796	2.201	2.718	3.106
12	1.356	1.782	2.179	2.681	3.055
13	1.350	1.771	2.160	2.650	3.012
14	1.345	1.761	2.145	2.624	2.977
15	1.341	1.753	2.131	2.602	2.947
16	1.337	1.746	2.120	2.583	2.921
17	1.333	1.740	2.110	2.567	2.898
18	1.330	1.734	2.101	2.552	2.878
19	1.328	1.729	2.093	2.539	2.861
20	1.325	1.725	2.086	2.528	2.845
21	1.323	1.721	2.080	2.518	2.831
22	1.321	1.717	2.074	2.508	2.819
23	1.319	1.714	2.069	2.500	2.807
24	1.318	1.711	2.064	2.492	2.797
25	1.316	1.708	2.060	2.485	2.787
26	1.315	1.706	2.056	2.479	2.779
27	1.314	1.703	2.052	2.473	2.771
28	1.313	1.701	2.048	2.467	2.763
29	1.311	1.699	2.045	2.462	2.756
30	1.310	1.697	2.042	2.457	2.750
35	1.306	1.690	2.030	2.438	2.724
40	1.303	1.684	2.021	2.423	2.704
45	1.301	1.679	2.014	2.412	2.690
50	1.299	1.676	2.009	2.403	2.678
55	1.297	1.673	2.004	2.396	2.668
60	1.296	1.671	2.000	2.390	2.660
65	1.295	1.669	1.997	2.385	2.654
70	1.294	1.667	1.994	2.381	2.648
75	1.293	1.665	1.992	2.377	2.643
80	1.292	1.664	1.990	2.374	2.639
85	1.292	1.663	1.988	2.371	2.635
90	1.291	1.662	1.987	2.368	2.632
95	1.291	1.661	1.985	2.366	2.629
100	1.290	1.660	1.984	2.364	2.626
110	1.289	1.659	1.982	2.361	2.621
120	1.289	1.658	1.980	2.358	2.617
130	1.288	1.657	1.978	2.355	2.614
140	1.288	1.656	1.977	2.353	2.611
150	1.287	1.655	1.976	2.351	2.609
160	1.287	1.654	1.975	2.350	2.607
170	1.287	1.654	1.974	2.348	2.605
180	1.286	1.653	1.973	2.347	2.603
190	1.286	1.653	1.973	2.346	2.602
200	1.286	1.653	1.972	2.345	2.601
∞	1.282	1.645	1.960	2.326	2.576

TABLE 5 Critical Values of the χ^2 Distribution



Degrees of Freedom	$\chi^2_{.995}$	$\chi^2_{.990}$	$\chi^2_{.975}$	$\chi^2_{.950}$	$\chi^2_{.900}$	$\chi^2_{.100}$	$\chi^2_{.050}$	$\chi^2_{.025}$	$\chi^2_{.010}$	$\chi^2_{.005}$
1	0.000039	0.000157	0.000982	0.00393	0.0158	2.71	3.84	5.02	6.63	7.88
2	0.0100	0.0201	0.0506	0.103	0.211	4.61	5.99	7.38	9.21	10.6
3	0.072	0.115	0.216	0.352	0.584	6.25	7.81	9.35	11.3	12.8
4	0.207	0.297	0.484	0.711	1.06	7.78	9.49	11.1	13.3	14.9
5	0.412	0.554	0.831	1.15	1.61	9.24	11.1	12.8	15.1	16.7
6	0.676	0.872	1.24	1.64	2.20	10.6	12.6	14.4	16.8	18.5
7	0.989	1.24	1.69	2.17	2.83	12.0	14.1	16.0	18.5	20.3
8	1.34	1.65	2.18	2.73	3.49	13.4	15.5	17.5	20.1	22.0
9	1.73	2.09	2.70	3.33	4.17	14.7	16.9	19.0	21.7	23.6
10	2.16	2.56	3.25	3.94	4.87	16.0	18.3	20.5	23.2	25.2
11	2.60	3.05	3.82	4.57	5.58	17.3	19.7	21.9	24.7	26.8
12	3.07	3.57	4.40	5.23	6.30	18.5	21.0	23.3	26.2	28.3
13	3.57	4.11	5.01	5.89	7.04	19.8	22.4	24.7	27.7	29.8
14	4.07	4.66	5.63	6.57	7.79	21.1	23.7	26.1	29.1	31.3
15	4.60	5.23	6.26	7.26	8.55	22.3	25.0	27.5	30.6	32.8
16	5.14	5.81	6.91	7.96	9.31	23.5	26.3	28.8	32.0	34.3
17	5.70	6.41	7.56	8.67	10.1	24.8	27.6	30.2	33.4	35.7
18	6.26	7.01	8.23	9.39	10.9	26.0	28.9	31.5	34.8	37.2
19	6.84	7.63	8.91	10.1	11.7	27.2	30.1	32.9	36.2	38.6
20	7.43	8.26	9.59	10.9	12.4	28.4	31.4	34.2	37.6	40.0
21	8.03	8.90	10.3	11.6	13.2	29.6	32.7	35.5	38.9	41.4
22	8.64	9.54	11.0	12.3	14.0	30.8	33.9	36.8	40.3	42.8
23	9.26	10.2	11.7	13.1	14.8	32.0	35.2	38.1	41.6	44.2
24	9.89	10.9	12.4	13.8	15.7	33.2	36.4	39.4	43.0	45.6
25	10.5	11.5	13.1	14.6	16.5	34.4	37.7	40.6	44.3	46.9
26	11.2	12.2	13.8	15.4	17.3	35.6	38.9	41.9	45.6	48.3
27	11.8	12.9	14.6	16.2	18.1	36.7	40.1	43.2	47.0	49.6
28	12.5	13.6	15.3	16.9	18.9	37.9	41.3	44.5	48.3	51.0
29	13.1	14.3	16.0	17.7	19.8	39.1	42.6	45.7	49.6	52.3
30	13.8	15.0	16.8	18.5	20.6	40.3	43.8	47.0	50.9	53.7
40	20.7	22.2	24.4	26.5	29.1	51.8	55.8	59.3	63.7	66.8
50	28.0	29.7	32.4	34.8	37.7	63.2	67.5	71.4	76.2	79.5
60	35.5	37.5	40.5	43.2	46.5	74.4	79.1	83.3	88.4	92.0
70	43.3	45.4	48.8	51.7	55.3	85.5	90.5	95.0	100	104
80	51.2	53.5	57.2	60.4	64.3	96.6	102	107	112	116
90	59.2	61.8	65.6	69.1	73.3	108	113	118	124	128
100	67.3	70.1	74.2	77.9	82.4	118	124	130	136	140

TABLE 6(a) Critical Values of the F-Distribution: A = .05

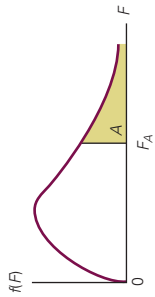


		NUMERATOR DEGREES OF FREEDOM																			
		1	2	3	4	5	6	7	8	9	10	11	12	13	14	15	16	17	18	19	20
DENOMINATOR DEGREES OF FREEDOM	$\nu_1 \backslash \nu_2$	1	161	199	216	225	230	234	237	239	241	242	243	244	245	246	246	247	247	248	248
	2	18.5	19.0	19.2	19.2	19.3	19.3	19.4	19.4	19.4	19.4	19.4	19.4	19.4	19.4	19.4	19.4	19.4	19.4	19.4	19.4
	3	10.1	9.55	9.28	9.12	9.01	8.94	8.89	8.85	8.81	8.79	8.76	8.74	8.73	8.71	8.70	8.69	8.68	8.67	8.67	8.66
	4	7.71	6.94	6.59	6.39	6.26	6.16	6.09	6.04	6.00	5.96	5.94	5.91	5.89	5.87	5.86	5.84	5.83	5.82	5.81	5.80
	5	6.61	5.79	5.41	5.19	5.05	4.95	4.88	4.82	4.77	4.74	4.70	4.68	4.66	4.64	4.62	4.60	4.59	4.58	4.57	4.56
	6	5.99	5.14	4.76	4.53	4.39	4.28	4.21	4.15	4.10	4.06	4.03	4.00	3.98	3.96	3.94	3.92	3.91	3.90	3.88	3.87
	7	5.59	4.74	4.35	4.12	3.97	3.87	3.79	3.73	3.68	3.64	3.60	3.57	3.55	3.53	3.51	3.49	3.48	3.47	3.46	3.44
	8	5.32	4.46	4.07	3.84	3.69	3.58	3.50	3.44	3.39	3.35	3.31	3.28	3.26	3.24	3.22	3.20	3.19	3.17	3.16	3.15
	9	5.12	4.26	3.86	3.63	3.48	3.37	3.29	3.23	3.18	3.14	3.10	3.07	3.05	3.03	3.01	2.99	2.97	2.96	2.95	2.94
	10	4.96	4.10	3.71	3.48	3.33	3.22	3.14	3.07	3.02	2.98	2.94	2.91	2.89	2.86	2.85	2.83	2.81	2.80	2.79	2.77
	11	4.84	3.98	3.59	3.36	3.20	3.09	3.01	2.95	2.90	2.85	2.82	2.79	2.76	2.74	2.72	2.70	2.69	2.67	2.66	2.65
	12	4.75	3.89	3.49	3.26	3.11	3.00	2.91	2.85	2.80	2.75	2.72	2.69	2.66	2.64	2.62	2.60	2.58	2.57	2.56	2.54
	13	4.67	3.81	3.41	3.18	3.03	2.92	2.83	2.77	2.71	2.67	2.63	2.60	2.57	2.55	2.53	2.51	2.48	2.47	2.46	2.44
	14	4.60	3.74	3.34	3.11	2.96	2.85	2.76	2.70	2.65	2.60	2.57	2.53	2.51	2.48	2.46	2.44	2.43	2.41	2.40	2.39
	15	4.54	3.68	3.29	3.06	2.90	2.79	2.71	2.64	2.59	2.54	2.51	2.48	2.45	2.42	2.40	2.38	2.37	2.35	2.34	2.33
	16	4.49	3.63	3.24	3.01	2.85	2.74	2.66	2.59	2.54	2.49	2.46	2.42	2.40	2.37	2.35	2.33	2.32	2.30	2.29	2.28
	17	4.45	3.59	3.20	2.96	2.81	2.70	2.61	2.55	2.49	2.45	2.41	2.38	2.35	2.33	2.31	2.29	2.27	2.26	2.24	2.23
	18	4.41	3.55	3.16	2.93	2.77	2.66	2.58	2.51	2.46	2.41	2.37	2.34	2.31	2.29	2.27	2.25	2.23	2.22	2.20	2.19
	19	4.38	3.52	3.13	2.90	2.74	2.63	2.54	2.48	2.42	2.38	2.34	2.31	2.28	2.26	2.23	2.21	2.20	2.18	2.17	2.16
	20	4.35	3.49	3.10	2.87	2.71	2.60	2.51	2.45	2.39	2.35	2.31	2.28	2.25	2.22	2.20	2.18	2.17	2.15	2.14	2.12
22	4.30	3.44	3.05	2.82	2.66	2.55	2.46	2.40	2.34	2.30	2.26	2.23	2.20	2.17	2.15	2.13	2.11	2.10	2.08	2.07	
24	4.26	3.40	3.01	2.78	2.62	2.51	2.42	2.36	2.30	2.25	2.22	2.18	2.15	2.13	2.11	2.09	2.07	2.05	2.04	2.03	
26	4.23	3.37	2.98	2.74	2.59	2.47	2.39	2.32	2.27	2.22	2.18	2.15	2.12	2.09	2.07	2.05	2.03	2.02	2.00	1.99	
28	4.20	3.34	2.95	2.71	2.56	2.45	2.36	2.29	2.24	2.19	2.15	2.12	2.09	2.06	2.04	2.02	2.00	1.99	1.97	1.96	
30	4.17	3.32	2.92	2.69	2.53	2.42	2.33	2.27	2.21	2.16	2.13	2.09	2.06	2.04	2.01	1.99	1.98	1.96	1.95	1.93	
35	4.12	3.27	2.87	2.64	2.49	2.37	2.29	2.22	2.16	2.11	2.07	2.04	2.01	1.99	1.96	1.94	1.92	1.91	1.89	1.88	
40	4.08	3.23	2.84	2.61	2.45	2.34	2.25	2.18	2.12	2.08	2.04	2.00	1.97	1.95	1.92	1.89	1.87	1.85	1.84	1.81	
45	4.06	3.20	2.81	2.58	2.42	2.31	2.22	2.15	2.10	2.05	2.01	1.97	1.94	1.92	1.89	1.87	1.86	1.84	1.82	1.81	
50	4.03	3.18	2.79	2.56	2.40	2.29	2.20	2.13	2.07	2.03	1.99	1.95	1.92	1.89	1.87	1.85	1.83	1.81	1.80	1.78	
60	4.00	3.15	2.76	2.53	2.37	2.25	2.17	2.10	2.04	1.99	1.95	1.92	1.89	1.86	1.84	1.82	1.80	1.78	1.76	1.75	
70	3.98	3.13	2.74	2.50	2.35	2.23	2.14	2.07	2.02	1.97	1.93	1.89	1.86	1.84	1.81	1.79	1.77	1.75	1.74	1.72	
80	3.96	3.11	2.72	2.49	2.33	2.21	2.13	2.06	2.00	1.95	1.91	1.88	1.84	1.82	1.79	1.77	1.75	1.73	1.72	1.70	
90	3.95	3.10	2.71	2.47	2.32	2.20	2.11	2.04	1.99	1.94	1.90	1.86	1.83	1.80	1.78	1.76	1.74	1.72	1.70	1.69	
100	3.94	3.09	2.70	2.46	2.31	2.19	2.10	2.03	1.97	1.93	1.89	1.85	1.82	1.79	1.77	1.75	1.73	1.71	1.69	1.68	
120	3.92	3.07	2.68	2.45	2.29	2.18	2.09	2.02	1.96	1.91	1.87	1.83	1.80	1.78	1.75	1.73	1.71	1.69	1.67	1.66	
140	3.91	3.06	2.67	2.44	2.28	2.16	2.08	2.01	1.95	1.90	1.86	1.82	1.79	1.76	1.74	1.72	1.70	1.68	1.66	1.65	
160	3.90	3.05	2.66	2.43	2.27	2.16	2.07	2.00	1.94	1.89	1.85	1.81	1.78	1.75	1.73	1.71	1.69	1.67	1.65	1.64	
180	3.89	3.05	2.65	2.42	2.26	2.15	2.06	1.99	1.93	1.88	1.84	1.81	1.77	1.75	1.72	1.70	1.68	1.66	1.64	1.63	
200	3.89	3.04	2.65	2.42	2.26	2.14	2.06	1.98	1.93	1.88	1.84	1.80	1.77	1.74	1.72	1.69	1.67	1.66	1.64	1.62	
∞	3.84	3.00	2.61	2.37	2.21	2.10	2.01	1.94	1.88	1.83	1.79	1.75	1.72	1.69	1.67	1.64	1.62	1.60	1.59	1.57	

		NUMERATOR DEGREES OF FREEDOM																								
		22	24	26	28	30	35	40	45	50	60	70	80	90	100	120	140	160	180	200	254	254	254	∞		
ν_1	ν_2	1	249	249	249	250	250	251	251	251	252	252	252	253	253	253	253	253	253	254	254	254	254	254	254	
		2	19.5	19.5	19.5	19.5	19.5	19.5	19.5	19.5	19.5	19.5	19.5	19.5	19.5	19.5	19.5	19.5	19.5	19.5	19.5	19.5	19.5	19.5	19.5	
		3	8.65	8.64	8.63	8.62	8.62	8.60	8.59	8.59	8.58	8.58	8.57	8.57	8.56	8.56	8.55	8.55	8.55	8.55	8.54	8.54	8.54	8.54	8.54	
		4	5.79	5.77	5.76	5.75	5.75	5.73	5.72	5.71	5.70	5.69	5.69	5.68	5.67	5.67	5.66	5.66	5.66	5.65	5.65	5.65	5.65	5.65	5.65	
		5	4.54	4.53	4.52	4.50	4.50	4.48	4.46	4.45	4.44	4.43	4.43	4.42	4.41	4.41	4.40	4.40	4.39	4.39	4.39	4.39	4.39	4.39	4.37	
		6	3.86	3.84	3.83	3.82	3.81	3.79	3.77	3.76	3.75	3.74	3.73	3.73	3.72	3.72	3.71	3.70	3.70	3.70	3.69	3.69	3.69	3.69	3.67	
		7	3.43	3.41	3.40	3.39	3.38	3.36	3.34	3.33	3.32	3.30	3.29	3.29	3.28	3.28	3.27	3.27	3.26	3.26	3.25	3.25	3.25	3.25	3.23	
		8	3.13	3.12	3.10	3.09	3.08	3.06	3.04	3.03	3.02	3.01	2.99	2.99	2.98	2.97	2.97	2.97	2.96	2.96	2.95	2.95	2.95	2.95	2.93	
		9	2.92	2.90	2.89	2.87	2.86	2.84	2.83	2.81	2.80	2.79	2.78	2.77	2.76	2.76	2.75	2.74	2.74	2.74	2.73	2.73	2.73	2.73	2.71	
		10	2.75	2.74	2.72	2.71	2.70	2.68	2.66	2.65	2.64	2.62	2.61	2.60	2.59	2.59	2.58	2.57	2.57	2.57	2.57	2.57	2.57	2.57	2.54	
		11	2.63	2.61	2.59	2.58	2.57	2.55	2.53	2.52	2.51	2.49	2.48	2.47	2.46	2.46	2.45	2.44	2.44	2.44	2.43	2.43	2.43	2.43	2.41	
		12	2.52	2.51	2.49	2.48	2.47	2.44	2.43	2.41	2.40	2.38	2.37	2.36	2.36	2.35	2.34	2.33	2.33	2.33	2.33	2.32	2.32	2.32	2.30	
		13	2.44	2.42	2.41	2.39	2.38	2.36	2.34	2.33	2.31	2.30	2.28	2.27	2.27	2.27	2.26	2.25	2.25	2.24	2.24	2.24	2.24	2.23	2.21	
		14	2.37	2.35	2.33	2.32	2.31	2.28	2.27	2.25	2.24	2.22	2.21	2.20	2.19	2.19	2.18	2.17	2.17	2.17	2.16	2.16	2.16	2.16	2.13	
		15	2.31	2.29	2.27	2.26	2.25	2.22	2.20	2.19	2.18	2.16	2.15	2.14	2.13	2.12	2.11	2.11	2.11	2.10	2.10	2.10	2.10	2.10	2.07	
		16	2.25	2.24	2.22	2.21	2.19	2.17	2.15	2.14	2.12	2.11	2.09	2.08	2.07	2.07	2.06	2.05	2.05	2.05	2.04	2.04	2.04	2.04	2.01	
		17	2.21	2.19	2.17	2.16	2.15	2.12	2.10	2.09	2.08	2.06	2.05	2.04	2.03	2.03	2.02	2.01	2.01	2.00	2.00	2.00	2.00	1.99	1.96	
		18	2.17	2.15	2.13	2.12	2.11	2.08	2.06	2.05	2.04	2.02	2.00	1.99	1.98	1.98	1.97	1.96	1.96	1.96	1.95	1.95	1.95	1.95	1.92	
		19	2.13	2.11	2.10	2.08	2.07	2.05	2.03	2.01	2.00	1.98	1.97	1.96	1.95	1.94	1.93	1.92	1.92	1.92	1.91	1.91	1.91	1.91	1.88	
		20	2.10	2.08	2.07	2.05	2.04	2.01	1.99	1.98	1.97	1.95	1.93	1.92	1.91	1.91	1.90	1.89	1.88	1.88	1.88	1.88	1.88	1.88	1.84	
		22	2.05	2.03	2.01	2.00	1.98	1.96	1.94	1.92	1.91	1.89	1.88	1.86	1.86	1.85	1.84	1.83	1.82	1.82	1.82	1.82	1.82	1.82	1.78	
		24	2.00	1.98	1.97	1.95	1.94	1.91	1.89	1.88	1.86	1.84	1.83	1.82	1.81	1.80	1.79	1.78	1.77	1.77	1.77	1.77	1.77	1.77	1.73	
		26	1.97	1.95	1.93	1.91	1.90	1.87	1.84	1.82	1.80	1.78	1.77	1.75	1.74	1.73	1.72	1.71	1.71	1.70	1.69	1.69	1.69	1.65		
		28	1.93	1.91	1.90	1.88	1.87	1.84	1.81	1.79	1.77	1.75	1.74	1.72	1.71	1.70	1.69	1.68	1.68	1.67	1.66	1.66	1.66	1.62		
		30	1.91	1.89	1.87	1.85	1.84	1.81	1.79	1.77	1.75	1.74	1.72	1.71	1.70	1.69	1.68	1.68	1.67	1.66	1.66	1.66	1.66	1.62		
35	1.85	1.83	1.82	1.80	1.79	1.76	1.74	1.72	1.70	1.68	1.66	1.65	1.64	1.63	1.62	1.61	1.61	1.61	1.61	1.60	1.60	1.56				
40	1.81	1.79	1.77	1.76	1.74	1.72	1.69	1.67	1.66	1.64	1.62	1.61	1.60	1.59	1.58	1.57	1.56	1.56	1.55	1.55	1.55	1.51				
45	1.78	1.76	1.74	1.73	1.71	1.68	1.66	1.64	1.63	1.60	1.59	1.57	1.56	1.55	1.54	1.53	1.52	1.52	1.51	1.51	1.51	1.47				
50	1.76	1.74	1.72	1.70	1.69	1.66	1.63	1.61	1.60	1.58	1.56	1.54	1.53	1.52	1.51	1.50	1.49	1.49	1.48	1.48	1.48	1.44				
60	1.72	1.70	1.68	1.66	1.65	1.62	1.59	1.57	1.56	1.53	1.52	1.50	1.49	1.48	1.47	1.46	1.45	1.44	1.44	1.44	1.44	1.39				
70	1.70	1.67	1.65	1.64	1.62	1.59	1.57	1.55	1.53	1.50	1.49	1.47	1.46	1.45	1.44	1.42	1.42	1.41	1.41	1.41	1.41	1.35				
80	1.68	1.65	1.63	1.62	1.60	1.57	1.54	1.52	1.51	1.48	1.46	1.45	1.44	1.43	1.41	1.41	1.40	1.39	1.38	1.38	1.38	1.33				
90	1.66	1.64	1.62	1.60	1.59	1.55	1.53	1.51	1.49	1.46	1.44	1.43	1.42	1.41	1.39	1.38	1.37	1.36	1.36	1.36	1.36	1.30				
100	1.65	1.63	1.61	1.59	1.57	1.54	1.52	1.49	1.48	1.45	1.43	1.41	1.40	1.39	1.38	1.36	1.35	1.34	1.34	1.34	1.34	1.28				
120	1.63	1.61	1.59	1.57	1.55	1.52	1.50	1.47	1.46	1.43	1.41	1.39	1.38	1.37	1.35	1.34	1.33	1.32	1.32	1.32	1.32	1.26				
140	1.62	1.60	1.57	1.56	1.54	1.51	1.48	1.46	1.44	1.41	1.39	1.38	1.36	1.35	1.33	1.32	1.31	1.30	1.30	1.30	1.30	1.23				
160	1.61	1.59	1.57	1.55	1.53	1.50	1.47	1.45	1.43	1.40	1.38	1.36	1.35	1.34	1.32	1.31	1.30	1.29	1.28	1.28	1.28	1.22				
180	1.60	1.58	1.56	1.54	1.52	1.49	1.46	1.44	1.42	1.39	1.37	1.35	1.34	1.33	1.31	1.30	1.29	1.28	1.27	1.27	1.27	1.20				
200	1.60	1.57	1.55	1.53	1.52	1.48	1.46	1.44	1.43	1.39	1.36	1.35	1.34	1.33	1.31	1.30	1.29	1.28	1.27	1.27	1.27	1.19				
∞	1.54	1.52	1.50	1.48	1.46	1.42	1.40	1.37	1.35	1.32	1.29	1.28	1.26	1.25	1.22	1.21	1.19	1.18	1.17	1.17	1.17	1.00				

DENOMINATOR DEGREES OF FREEDOM

TABLE 6(b) Values of the F-Distribution: A = .025

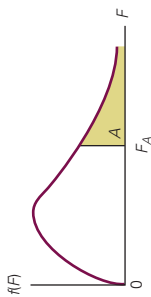


		NUMERATOR DEGREES OF FREEDOM																				
		1	2	3	4	5	6	7	8	9	10	11	12	13	14	15	16	17	18	19	20	
DENOMINATOR DEGREES OF FREEDOM	$\nu_1 \backslash \nu_2$	648	799	864	900	922	937	948	957	963	969	973	977	980	983	985	987	989	990	992	993	
	1	38.5	39.0	39.2	39.2	39.3	39.3	39.4	39.4	39.4	39.4	39.4	39.4	39.4	39.4	39.4	39.4	39.4	39.4	39.4	39.4	
	2	17.4	16.0	15.4	15.1	14.9	14.7	14.6	14.5	14.5	14.4	14.4	14.4	14.3	14.3	14.3	14.2	14.2	14.2	14.2	14.2	14.2
	3	12.2	10.6	10.0	9.60	9.36	9.20	9.07	8.98	8.90	8.84	8.79	8.75	8.71	8.68	8.66	8.63	8.61	8.59	8.58	8.58	8.56
	4	8.81	7.26	6.60	6.23	5.99	5.82	5.70	5.60	5.52	5.46	5.41	5.37	5.33	5.30	5.27	5.24	5.22	5.20	5.18	5.17	5.17
	5	8.07	6.54	5.89	5.52	5.29	5.12	4.99	4.90	4.82	4.76	4.71	4.67	4.63	4.60	4.57	4.54	4.52	4.50	4.48	4.47	4.47
	6	7.57	6.06	5.42	5.05	4.82	4.65	4.53	4.43	4.36	4.30	4.24	4.20	4.16	4.13	4.10	4.08	4.05	4.03	4.02	4.00	4.00
	7	7.21	5.71	5.08	4.72	4.48	4.32	4.20	4.10	4.03	3.96	3.91	3.87	3.83	3.80	3.77	3.74	3.72	3.70	3.68	3.67	3.67
	8	6.94	5.46	4.83	4.47	4.24	4.07	3.95	3.85	3.78	3.72	3.66	3.62	3.58	3.55	3.52	3.50	3.47	3.45	3.44	3.42	3.42
	9	6.72	5.26	4.63	4.28	4.04	3.88	3.76	3.66	3.59	3.53	3.47	3.43	3.39	3.36	3.33	3.30	3.28	3.26	3.24	3.23	3.23
	10	6.55	5.10	4.47	4.12	3.89	3.73	3.61	3.51	3.44	3.37	3.32	3.28	3.24	3.21	3.18	3.15	3.13	3.11	3.09	3.07	3.07
	11	6.41	4.97	4.35	4.00	3.77	3.60	3.48	3.39	3.31	3.25	3.20	3.15	3.12	3.08	3.05	3.03	3.00	2.98	2.96	2.95	2.95
	12	6.30	4.86	4.24	3.89	3.66	3.50	3.38	3.29	3.21	3.15	3.09	3.05	3.01	2.98	2.95	2.92	2.90	2.88	2.86	2.84	2.84
	13	6.20	4.77	4.15	3.80	3.58	3.41	3.29	3.20	3.12	3.06	3.01	2.96	2.92	2.89	2.86	2.84	2.81	2.79	2.77	2.76	2.76
	14	6.12	4.69	4.08	3.73	3.50	3.34	3.22	3.13	3.05	2.99	2.93	2.88	2.84	2.82	2.79	2.76	2.74	2.72	2.70	2.68	2.68
	15	6.04	4.62	4.01	3.66	3.44	3.28	3.16	3.06	2.98	2.92	2.87	2.82	2.77	2.73	2.70	2.67	2.64	2.62	2.60	2.58	2.56
	16	5.98	4.56	3.95	3.61	3.38	3.22	3.10	3.01	2.93	2.87	2.81	2.77	2.72	2.68	2.65	2.62	2.59	2.57	2.55	2.53	2.51
	17	5.92	4.51	3.90	3.56	3.33	3.17	3.05	2.96	2.88	2.82	2.76	2.72	2.68	2.65	2.62	2.59	2.57	2.55	2.53	2.51	2.51
	18	5.87	4.46	3.86	3.51	3.29	3.13	3.01	2.91	2.84	2.77	2.72	2.68	2.64	2.61	2.58	2.55	2.52	2.50	2.48	2.46	2.46
	19	5.79	4.38	3.78	3.44	3.22	3.05	2.93	2.84	2.76	2.70	2.65	2.60	2.56	2.53	2.50	2.47	2.45	2.43	2.41	2.39	2.39
20	5.72	4.32	3.72	3.38	3.15	2.99	2.87	2.78	2.70	2.64	2.59	2.54	2.50	2.47	2.44	2.41	2.39	2.36	2.35	2.33	2.33	
22	5.66	4.27	3.67	3.33	3.10	2.94	2.82	2.73	2.65	2.59	2.54	2.49	2.45	2.42	2.39	2.36	2.34	2.31	2.29	2.28	2.28	
24	5.61	4.22	3.63	3.29	3.06	2.90	2.78	2.69	2.61	2.55	2.49	2.45	2.41	2.37	2.34	2.32	2.29	2.27	2.25	2.23	2.23	
26	5.57	4.18	3.59	3.25	3.03	2.87	2.75	2.65	2.57	2.51	2.46	2.41	2.37	2.34	2.31	2.28	2.26	2.23	2.21	2.20	2.20	
28	5.48	4.11	3.52	3.18	2.96	2.80	2.68	2.58	2.50	2.44	2.39	2.34	2.30	2.27	2.23	2.21	2.18	2.16	2.14	2.12	2.12	
30	5.42	4.05	3.46	3.13	2.90	2.74	2.62	2.53	2.45	2.39	2.33	2.29	2.25	2.21	2.18	2.15	2.13	2.11	2.09	2.07	2.07	
35	5.38	4.01	3.42	3.09	2.86	2.70	2.58	2.49	2.41	2.35	2.29	2.25	2.21	2.17	2.14	2.11	2.09	2.07	2.04	2.03	2.03	
40	5.34	3.97	3.39	3.05	2.83	2.67	2.55	2.46	2.38	2.32	2.26	2.22	2.18	2.14	2.11	2.08	2.06	2.03	2.01	1.99	1.99	
45	5.29	3.93	3.34	3.01	2.79	2.63	2.51	2.41	2.33	2.27	2.22	2.17	2.13	2.09	2.06	2.03	2.01	1.98	1.96	1.94	1.94	
50	5.25	3.89	3.31	2.97	2.75	2.59	2.47	2.38	2.30	2.24	2.18	2.14	2.10	2.06	2.03	2.00	1.97	1.95	1.93	1.91	1.91	
60	5.22	3.86	3.28	2.95	2.73	2.57	2.45	2.35	2.28	2.21	2.16	2.11	2.07	2.03	2.00	1.97	1.95	1.92	1.90	1.88	1.88	
80	5.20	3.84	3.26	2.93	2.71	2.55	2.43	2.34	2.26	2.19	2.14	2.09	2.05	2.02	1.98	1.95	1.93	1.91	1.88	1.86	1.86	
100	5.18	3.83	3.25	2.92	2.70	2.54	2.42	2.32	2.24	2.18	2.12	2.08	2.04	2.00	1.97	1.94	1.91	1.89	1.87	1.85	1.85	
120	5.15	3.80	3.23	2.89	2.67	2.52	2.39	2.30	2.22	2.16	2.10	2.05	2.01	1.96	1.94	1.92	1.89	1.87	1.84	1.82	1.82	
140	5.13	3.79	3.21	2.88	2.66	2.50	2.38	2.28	2.21	2.14	2.09	2.04	2.00	1.96	1.93	1.90	1.87	1.85	1.83	1.81	1.81	
160	5.12	3.78	3.20	2.87	2.65	2.49	2.37	2.27	2.19	2.13	2.07	2.03	1.99	1.95	1.92	1.89	1.86	1.84	1.82	1.80	1.80	
180	5.11	3.77	3.19	2.86	2.64	2.48	2.36	2.26	2.19	2.12	2.07	2.02	1.98	1.94	1.91	1.88	1.85	1.83	1.81	1.79	1.79	
200	5.10	3.76	3.18	2.85	2.63	2.47	2.35	2.26	2.18	2.11	2.06	2.01	1.97	1.93	1.90	1.87	1.84	1.82	1.80	1.78	1.78	
∞	5.03	3.69	3.12	2.79	2.57	2.41	2.29	2.19	2.11	2.05	1.99	1.95	1.90	1.87	1.83	1.80	1.78	1.75	1.73	1.71	1.71	

		NUMERATOR DEGREES OF FREEDOM																			
ν_2	ν_1	22	24	26	28	30	35	40	45	50	60	70	80	90	100	120	140	160	180	200	∞
1	995	997	999	1000	1001	1004	1006	1007	1008	1010	1011	1012	1013	1013	1013	1014	1015	1015	1015	1016	1018
2	39.5	39.5	39.5	39.5	39.5	39.5	39.5	39.5	39.5	39.5	39.5	39.5	39.5	39.5	39.5	39.5	39.5	39.5	39.5	39.5	39.5
3	14.1	14.1	14.1	14.1	14.1	14.1	14.0	14.0	14.0	14.0	14.0	14.0	14.0	14.0	14.0	13.9	13.9	13.9	13.9	13.9	13.9
4	8.53	8.51	8.49	8.48	8.46	8.43	8.41	8.39	8.38	8.36	8.35	8.33	8.33	8.33	8.32	8.31	8.30	8.30	8.29	8.29	8.26
5	6.30	6.28	6.26	6.24	6.23	6.20	6.18	6.16	6.16	6.14	6.12	6.11	6.10	6.09	6.08	6.07	6.06	6.06	6.05	6.05	6.02
6	5.14	5.12	5.10	5.08	5.07	5.04	5.01	4.99	4.98	4.96	4.94	4.93	4.92	4.92	4.90	4.90	4.89	4.89	4.88	4.88	4.85
7	4.44	4.41	4.39	4.38	4.36	4.33	4.31	4.29	4.28	4.25	4.24	4.23	4.22	4.22	4.21	4.20	4.19	4.18	4.18	4.18	4.14
8	3.97	3.95	3.93	3.91	3.89	3.86	3.84	3.82	3.81	3.78	3.77	3.76	3.75	3.74	3.73	3.73	3.72	3.71	3.71	3.70	3.67
9	3.64	3.61	3.59	3.58	3.56	3.53	3.51	3.49	3.47	3.45	3.43	3.42	3.41	3.40	3.39	3.38	3.38	3.37	3.37	3.37	3.33
10	3.39	3.37	3.34	3.33	3.31	3.28	3.26	3.24	3.22	3.20	3.18	3.17	3.16	3.15	3.14	3.13	3.13	3.12	3.12	3.12	3.08
11	3.20	3.17	3.15	3.13	3.12	3.09	3.06	3.04	3.03	3.00	2.99	2.97	2.96	2.96	2.94	2.94	2.94	2.93	2.92	2.92	2.88
12	3.04	3.02	3.00	2.98	2.96	2.93	2.91	2.89	2.87	2.85	2.83	2.82	2.81	2.80	2.79	2.78	2.77	2.77	2.77	2.76	2.73
13	2.92	2.89	2.87	2.85	2.84	2.80	2.78	2.76	2.74	2.72	2.70	2.69	2.68	2.67	2.66	2.65	2.64	2.64	2.63	2.63	2.60
14	2.81	2.79	2.77	2.75	2.73	2.70	2.67	2.65	2.64	2.61	2.60	2.58	2.57	2.56	2.55	2.54	2.54	2.53	2.53	2.53	2.49
15	2.73	2.70	2.68	2.66	2.64	2.61	2.59	2.56	2.55	2.52	2.51	2.49	2.48	2.48	2.46	2.46	2.45	2.44	2.44	2.44	2.40
16	2.65	2.63	2.60	2.58	2.57	2.53	2.51	2.49	2.47	2.45	2.43	2.42	2.40	2.40	2.38	2.37	2.37	2.36	2.36	2.36	2.32
17	2.59	2.56	2.54	2.52	2.50	2.47	2.44	2.42	2.41	2.38	2.36	2.35	2.34	2.33	2.32	2.31	2.30	2.29	2.29	2.29	2.25
18	2.53	2.50	2.48	2.46	2.44	2.41	2.38	2.36	2.35	2.32	2.30	2.29	2.28	2.27	2.26	2.25	2.24	2.23	2.23	2.23	2.19
19	2.48	2.45	2.43	2.41	2.39	2.36	2.33	2.31	2.30	2.27	2.25	2.24	2.23	2.22	2.20	2.19	2.19	2.18	2.18	2.18	2.13
20	2.43	2.41	2.39	2.37	2.35	2.31	2.29	2.27	2.25	2.22	2.20	2.19	2.18	2.17	2.16	2.15	2.14	2.13	2.13	2.13	2.09
22	2.36	2.33	2.31	2.29	2.27	2.24	2.21	2.19	2.17	2.14	2.13	2.11	2.10	2.09	2.08	2.07	2.06	2.05	2.05	2.05	2.00
24	2.30	2.27	2.25	2.23	2.21	2.17	2.15	2.12	2.11	2.08	2.06	2.05	2.03	2.02	2.01	2.00	1.99	1.99	1.99	1.98	1.94
26	2.24	2.22	2.19	2.17	2.16	2.12	2.09	2.07	2.05	2.03	2.01	1.99	1.98	1.97	1.95	1.94	1.94	1.93	1.92	1.88	1.88
28	2.20	2.17	2.15	2.13	2.11	2.08	2.05	2.03	2.01	1.98	1.96	1.94	1.93	1.92	1.91	1.90	1.89	1.88	1.88	1.88	1.83
30	2.16	2.14	2.11	2.09	2.07	2.04	2.01	1.99	1.97	1.94	1.92	1.90	1.89	1.88	1.87	1.86	1.85	1.84	1.84	1.84	1.79
35	2.09	2.06	2.04	2.02	2.00	1.96	1.93	1.91	1.89	1.86	1.84	1.82	1.81	1.80	1.79	1.77	1.77	1.77	1.76	1.75	1.70
40	2.03	2.01	1.98	1.96	1.94	1.90	1.88	1.85	1.83	1.80	1.78	1.76	1.75	1.74	1.72	1.71	1.70	1.70	1.69	1.69	1.64
45	1.99	1.96	1.94	1.92	1.90	1.86	1.83	1.81	1.79	1.76	1.74	1.72	1.70	1.69	1.68	1.66	1.66	1.65	1.64	1.64	1.59
50	1.96	1.93	1.91	1.89	1.87	1.83	1.80	1.77	1.75	1.72	1.70	1.68	1.67	1.66	1.64	1.63	1.62	1.61	1.60	1.60	1.55
60	1.91	1.88	1.86	1.83	1.82	1.78	1.74	1.72	1.70	1.67	1.64	1.63	1.61	1.60	1.58	1.57	1.56	1.55	1.54	1.54	1.48
70	1.88	1.85	1.82	1.80	1.78	1.74	1.71	1.68	1.66	1.63	1.60	1.59	1.57	1.55	1.54	1.53	1.52	1.51	1.50	1.50	1.44
80	1.85	1.82	1.79	1.77	1.75	1.71	1.68	1.65	1.63	1.60	1.57	1.55	1.54	1.53	1.51	1.49	1.48	1.47	1.47	1.47	1.40
90	1.83	1.80	1.77	1.75	1.73	1.69	1.66	1.63	1.61	1.58	1.55	1.53	1.52	1.50	1.48	1.47	1.46	1.45	1.44	1.44	1.37
100	1.81	1.78	1.76	1.74	1.71	1.67	1.64	1.61	1.59	1.56	1.53	1.51	1.50	1.48	1.46	1.45	1.44	1.43	1.42	1.42	1.35
120	1.79	1.76	1.73	1.71	1.69	1.65	1.61	1.59	1.56	1.53	1.50	1.48	1.47	1.45	1.43	1.41	1.40	1.40	1.39	1.39	1.31
140	1.77	1.74	1.72	1.69	1.67	1.63	1.60	1.57	1.55	1.51	1.48	1.46	1.45	1.43	1.41	1.39	1.38	1.37	1.36	1.36	1.28
160	1.76	1.73	1.70	1.68	1.66	1.62	1.58	1.55	1.53	1.50	1.47	1.45	1.43	1.42	1.39	1.38	1.36	1.35	1.35	1.35	1.26
180	1.75	1.72	1.69	1.67	1.65	1.61	1.57	1.54	1.52	1.48	1.46	1.43	1.42	1.40	1.38	1.36	1.35	1.34	1.34	1.33	1.25
200	1.74	1.71	1.68	1.66	1.64	1.60	1.56	1.53	1.51	1.47	1.45	1.42	1.41	1.39	1.37	1.35	1.34	1.33	1.32	1.32	1.23
∞	1.67	1.64	1.61	1.59	1.57	1.52	1.49	1.46	1.43	1.39	1.36	1.33	1.31	1.30	1.27	1.25	1.23	1.22	1.21	1.21	1.00

DENOMINATOR DEGREES OF FREEDOM

TABLE 6(C) Values of the *F*-Distribution: *A* = .01

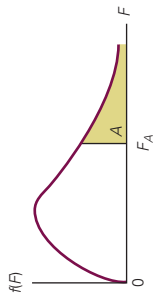


ν_2	NUMERATOR DEGREES OF FREEDOM																			
	1	2	3	4	5	6	7	8	9	10	11	12	13	14	15	16	17	18	19	20
1	4052	4999	5403	5625	5764	5859	5928	5981	6022	6056	6083	6106	6126	6143	6157	6170	6181	6192	6201	6209
2	98.5	99.0	99.2	99.2	99.3	99.3	99.4	99.4	99.4	99.4	99.4	99.4	99.4	99.4	99.4	99.4	99.4	99.4	99.4	99.4
3	34.1	30.8	29.5	28.7	28.2	27.9	27.7	27.5	27.3	27.2	27.1	27.1	27.0	26.9	26.9	26.8	26.8	26.8	26.7	26.7
4	21.2	18.0	16.7	16.0	15.5	15.2	15.0	14.8	14.7	14.5	14.5	14.4	14.3	14.2	14.2	14.2	14.1	14.1	14.0	14.0
5	16.3	13.3	12.1	11.4	11.0	10.7	10.5	10.3	10.2	10.1	9.96	9.89	9.82	9.77	9.72	9.68	9.64	9.61	9.58	9.55
6	13.7	10.9	9.78	9.15	8.75	8.47	8.26	8.10	7.98	7.87	7.79	7.72	7.66	7.60	7.56	7.52	7.48	7.45	7.42	7.40
7	12.2	9.55	8.45	7.85	7.46	7.19	6.99	6.84	6.72	6.62	6.54	6.47	6.41	6.36	6.31	6.28	6.24	6.21	6.18	6.16
8	11.3	8.65	7.59	7.01	6.63	6.37	6.18	6.03	5.91	5.81	5.73	5.67	5.61	5.56	5.52	5.48	5.44	5.41	5.38	5.36
9	10.6	8.02	6.99	6.42	6.06	5.80	5.61	5.47	5.35	5.26	5.18	5.11	5.05	5.01	4.96	4.92	4.89	4.86	4.83	4.81
10	10.0	7.56	6.55	5.99	5.64	5.39	5.20	5.06	4.94	4.85	4.77	4.71	4.65	4.60	4.56	4.52	4.49	4.46	4.43	4.41
11	9.65	7.21	6.22	5.67	5.32	5.07	4.89	4.74	4.63	4.54	4.46	4.40	4.34	4.29	4.25	4.21	4.18	4.15	4.12	4.10
12	9.33	6.93	5.95	5.41	5.06	4.82	4.64	4.50	4.39	4.30	4.22	4.16	4.10	4.05	4.01	3.97	3.94	3.91	3.88	3.86
13	9.07	6.70	5.74	5.21	4.86	4.62	4.44	4.30	4.19	4.10	4.02	3.96	3.91	3.86	3.82	3.78	3.75	3.72	3.69	3.66
14	8.86	6.51	5.56	5.04	4.69	4.46	4.28	4.14	4.03	3.94	3.86	3.80	3.75	3.70	3.66	3.62	3.59	3.56	3.53	3.51
15	8.68	6.36	5.42	4.89	4.56	4.32	4.14	4.00	3.89	3.80	3.73	3.67	3.61	3.56	3.52	3.49	3.45	3.42	3.40	3.37
16	8.53	6.23	5.29	4.77	4.44	4.20	4.03	3.89	3.78	3.69	3.62	3.55	3.50	3.45	3.41	3.37	3.34	3.31	3.28	3.26
17	8.40	6.11	5.18	4.67	4.34	4.10	3.93	3.79	3.68	3.59	3.52	3.46	3.40	3.35	3.31	3.27	3.24	3.21	3.19	3.16
18	8.29	6.01	5.09	4.58	4.25	4.01	3.84	3.71	3.60	3.51	3.43	3.37	3.32	3.27	3.23	3.19	3.16	3.13	3.10	3.08
19	8.18	5.93	5.01	4.50	4.17	3.94	3.77	3.63	3.52	3.43	3.36	3.30	3.24	3.19	3.15	3.12	3.08	3.05	3.03	3.00
20	8.10	5.85	4.94	4.43	4.10	3.87	3.70	3.56	3.46	3.37	3.29	3.23	3.18	3.13	3.09	3.05	3.02	2.99	2.96	2.94
22	7.95	5.72	4.82	4.31	3.99	3.76	3.59	3.45	3.35	3.26	3.18	3.12	3.07	3.02	2.98	2.94	2.91	2.88	2.85	2.83
24	7.82	5.61	4.72	4.22	3.90	3.67	3.50	3.36	3.26	3.17	3.09	3.03	2.98	2.93	2.89	2.85	2.82	2.79	2.76	2.74
26	7.72	5.53	4.64	4.14	3.82	3.59	3.42	3.29	3.18	3.09	3.02	2.96	2.90	2.86	2.81	2.78	2.75	2.72	2.69	2.66
28	7.64	5.45	4.57	4.07	3.75	3.53	3.36	3.23	3.12	3.03	2.96	2.90	2.84	2.79	2.75	2.72	2.68	2.65	2.63	2.60
30	7.56	5.39	4.51	4.02	3.70	3.47	3.30	3.17	3.07	2.98	2.91	2.84	2.79	2.74	2.70	2.66	2.63	2.60	2.57	2.55
35	7.42	5.27	4.40	3.91	3.59	3.37	3.20	3.07	2.96	2.88	2.80	2.74	2.69	2.64	2.60	2.56	2.53	2.50	2.47	2.44
40	7.31	5.18	4.31	3.83	3.51	3.29	3.12	2.99	2.89	2.80	2.73	2.66	2.61	2.56	2.52	2.48	2.45	2.42	2.39	2.37
45	7.23	5.11	4.25	3.77	3.45	3.23	3.07	2.94	2.83	2.74	2.67	2.61	2.55	2.51	2.46	2.43	2.39	2.36	2.34	2.31
50	7.17	5.06	4.20	3.72	3.41	3.19	3.02	2.89	2.78	2.70	2.63	2.56	2.51	2.46	2.42	2.38	2.35	2.32	2.29	2.27
60	7.08	4.98	4.13	3.65	3.34	3.12	2.95	2.82	2.72	2.63	2.56	2.50	2.44	2.39	2.35	2.31	2.28	2.25	2.22	2.20
70	7.01	4.92	4.07	3.60	3.29	3.07	2.91	2.78	2.67	2.59	2.51	2.45	2.40	2.35	2.31	2.27	2.23	2.20	2.18	2.15
80	6.96	4.88	4.04	3.56	3.26	3.04	2.87	2.74	2.64	2.55	2.48	2.42	2.36	2.31	2.27	2.23	2.20	2.17	2.14	2.12
90	6.93	4.85	4.01	3.53	3.23	3.01	2.84	2.72	2.61	2.52	2.45	2.39	2.33	2.29	2.24	2.21	2.17	2.14	2.11	2.09
100	6.90	4.82	3.98	3.51	3.21	2.99	2.82	2.69	2.59	2.50	2.43	2.37	2.31	2.27	2.22	2.19	2.15	2.12	2.09	2.07
120	6.85	4.79	3.95	3.48	3.17	2.96	2.79	2.66	2.56	2.47	2.40	2.34	2.28	2.23	2.19	2.15	2.12	2.09	2.06	2.03
140	6.82	4.76	3.92	3.46	3.15	2.93	2.77	2.64	2.54	2.45	2.38	2.31	2.26	2.21	2.17	2.13	2.10	2.07	2.04	2.01
160	6.80	4.74	3.91	3.44	3.13	2.92	2.75	2.62	2.52	2.43	2.36	2.30	2.24	2.20	2.15	2.11	2.08	2.05	2.02	1.99
180	6.78	4.73	3.89	3.43	3.12	2.90	2.74	2.61	2.51	2.42	2.35	2.28	2.23	2.18	2.14	2.10	2.07	2.04	2.01	1.98
200	6.76	4.71	3.88	3.41	3.11	2.89	2.73	2.60	2.50	2.41	2.34	2.27	2.22	2.17	2.13	2.09	2.06	2.03	2.00	1.97
∞	6.64	4.61	3.78	3.32	3.02	2.80	2.64	2.51	2.41	2.32	2.25	2.19	2.13	2.08	2.04	2.00	1.97	1.94	1.91	1.88

		NUMERATOR DEGREES OF FREEDOM																			
$\nu_1 \backslash \nu_2$		22	24	26	28	30	35	40	45	50	60	70	80	90	100	120	140	160	180	200	∞
1	1	6223	6235	6245	6253	6261	6276	6287	6296	6303	6313	6321	6326	6331	6334	6339	6343	6346	6348	6350	6366
2	2	99.5	99.5	99.5	99.5	99.5	99.5	99.5	99.5	99.5	99.5	99.5	99.5	99.5	99.5	99.5	99.5	99.5	99.5	99.5	99.5
3	3	26.6	26.6	26.6	26.5	26.5	26.5	26.4	26.4	26.4	26.3	26.3	26.3	26.3	26.2	26.2	26.2	26.2	26.2	26.2	26.1
4	4	14.0	13.9	13.9	13.9	13.8	13.8	13.7	13.7	13.7	13.7	13.6	13.6	13.6	13.6	13.6	13.5	13.5	13.5	13.5	13.5
5	5	9.51	9.47	9.43	9.40	9.38	9.33	9.29	9.26	9.24	9.20	9.18	9.16	9.14	9.13	9.11	9.10	9.09	9.08	9.08	9.02
6	6	7.35	7.31	7.28	7.25	7.23	7.18	7.14	7.11	7.09	7.06	7.03	7.01	7.00	6.99	6.97	6.96	6.95	6.94	6.93	6.88
7	7	6.11	6.07	6.04	6.02	5.99	5.94	5.91	5.88	5.86	5.82	5.80	5.78	5.77	5.75	5.74	5.72	5.72	5.71	5.70	5.65
8	8	5.32	5.28	5.25	5.22	5.20	5.15	5.12	5.09	5.07	5.03	5.01	4.99	4.97	4.96	4.95	4.93	4.92	4.92	4.91	4.86
9	9	4.77	4.73	4.70	4.67	4.65	4.60	4.57	4.54	4.52	4.48	4.46	4.44	4.43	4.41	4.40	4.39	4.38	4.37	4.36	4.31
10	10	4.36	4.33	4.30	4.27	4.25	4.20	4.17	4.14	4.12	4.08	4.06	4.04	4.03	4.01	4.00	3.98	3.97	3.97	3.96	3.91
11	11	4.06	4.02	3.99	3.96	3.94	3.89	3.86	3.83	3.81	3.78	3.75	3.73	3.72	3.71	3.69	3.68	3.67	3.66	3.66	3.60
12	12	3.82	3.78	3.75	3.72	3.70	3.65	3.62	3.59	3.57	3.54	3.51	3.49	3.48	3.47	3.45	3.44	3.43	3.42	3.41	3.36
13	13	3.62	3.59	3.56	3.53	3.51	3.46	3.43	3.40	3.38	3.34	3.32	3.30	3.28	3.27	3.25	3.24	3.23	3.22	3.22	3.17
14	14	3.46	3.43	3.40	3.37	3.35	3.30	3.27	3.24	3.22	3.18	3.16	3.14	3.12	3.11	3.09	3.08	3.07	3.06	3.06	3.01
15	15	3.33	3.29	3.26	3.24	3.21	3.17	3.13	3.10	3.08	3.05	3.02	3.00	2.99	2.98	2.96	2.95	2.94	2.93	2.92	2.87
16	16	3.22	3.18	3.15	3.12	3.10	3.05	3.02	2.99	2.97	2.93	2.91	2.89	2.87	2.86	2.84	2.83	2.82	2.81	2.81	2.75
17	17	3.12	3.08	3.05	3.03	3.00	2.96	2.92	2.89	2.87	2.83	2.81	2.79	2.78	2.76	2.75	2.73	2.72	2.72	2.71	2.65
18	18	3.03	3.00	2.97	2.94	2.92	2.87	2.84	2.81	2.78	2.75	2.72	2.70	2.69	2.68	2.66	2.65	2.64	2.63	2.62	2.57
19	19	2.96	2.92	2.89	2.87	2.84	2.80	2.76	2.73	2.71	2.67	2.65	2.63	2.61	2.60	2.58	2.57	2.56	2.55	2.55	2.49
20	20	2.90	2.86	2.83	2.80	2.78	2.73	2.69	2.67	2.64	2.61	2.58	2.56	2.55	2.54	2.52	2.50	2.49	2.49	2.48	2.42
22	22	2.78	2.75	2.72	2.69	2.67	2.62	2.58	2.55	2.53	2.50	2.47	2.45	2.43	2.42	2.40	2.39	2.38	2.37	2.36	2.31
24	24	2.70	2.66	2.63	2.60	2.58	2.53	2.49	2.46	2.44	2.40	2.38	2.36	2.34	2.33	2.31	2.30	2.29	2.28	2.27	2.21
26	26	2.62	2.58	2.55	2.53	2.50	2.45	2.42	2.39	2.36	2.33	2.30	2.28	2.26	2.25	2.23	2.22	2.21	2.20	2.19	2.13
28	28	2.56	2.52	2.49	2.46	2.44	2.39	2.35	2.32	2.30	2.26	2.24	2.22	2.20	2.19	2.17	2.15	2.14	2.13	2.13	2.07
30	30	2.51	2.47	2.44	2.41	2.39	2.34	2.30	2.27	2.25	2.21	2.18	2.16	2.14	2.13	2.11	2.10	2.09	2.08	2.07	2.01
35	35	2.40	2.36	2.33	2.30	2.28	2.23	2.19	2.16	2.14	2.10	2.07	2.05	2.03	2.02	2.00	1.98	1.97	1.96	1.96	1.89
40	40	2.33	2.29	2.26	2.23	2.20	2.15	2.11	2.08	2.06	2.02	1.99	1.97	1.95	1.94	1.92	1.90	1.89	1.88	1.87	1.81
45	45	2.27	2.23	2.20	2.17	2.14	2.09	2.05	2.02	2.00	1.96	1.93	1.91	1.89	1.88	1.85	1.84	1.83	1.82	1.81	1.74
50	50	2.22	2.18	2.15	2.12	2.10	2.05	2.01	1.97	1.95	1.91	1.88	1.86	1.84	1.82	1.80	1.79	1.77	1.76	1.76	1.68
60	60	2.15	2.12	2.08	2.05	2.03	1.98	1.94	1.90	1.88	1.84	1.81	1.78	1.76	1.75	1.73	1.71	1.70	1.69	1.68	1.60
70	70	2.11	2.07	2.03	2.01	1.98	1.93	1.89	1.85	1.83	1.78	1.75	1.73	1.71	1.70	1.67	1.65	1.64	1.63	1.62	1.54
80	80	2.07	2.03	2.00	1.97	1.94	1.89	1.85	1.82	1.79	1.75	1.71	1.69	1.67	1.65	1.63	1.61	1.60	1.59	1.58	1.50
90	90	2.04	2.00	1.97	1.94	1.92	1.86	1.82	1.79	1.76	1.72	1.68	1.66	1.64	1.62	1.60	1.58	1.57	1.55	1.55	1.46
100	100	2.02	1.98	1.95	1.92	1.89	1.84	1.80	1.76	1.74	1.69	1.66	1.63	1.61	1.60	1.57	1.55	1.54	1.53	1.52	1.43
120	120	1.99	1.95	1.92	1.89	1.86	1.81	1.76	1.73	1.70	1.66	1.62	1.60	1.58	1.56	1.53	1.51	1.50	1.49	1.48	1.38
140	140	1.97	1.93	1.89	1.86	1.84	1.78	1.74	1.70	1.67	1.63	1.60	1.57	1.55	1.53	1.50	1.48	1.47	1.46	1.45	1.35
160	160	1.95	1.91	1.88	1.85	1.82	1.76	1.72	1.68	1.66	1.61	1.58	1.55	1.53	1.51	1.48	1.46	1.45	1.43	1.42	1.32
180	180	1.94	1.90	1.86	1.83	1.81	1.75	1.71	1.67	1.64	1.60	1.56	1.53	1.51	1.49	1.47	1.45	1.43	1.42	1.41	1.30
200	200	1.93	1.89	1.85	1.82	1.79	1.74	1.69	1.66	1.63	1.58	1.55	1.52	1.50	1.48	1.45	1.43	1.42	1.40	1.39	1.28
∞	∞	1.83	1.79	1.76	1.73	1.70	1.64	1.59	1.56	1.53	1.48	1.44	1.41	1.38	1.36	1.33	1.30	1.28	1.26	1.25	1.00

DENOMINATOR DEGREES OF FREEDOM

TABLE 6(d) Values of the F-Distribution: A = .005



		NUMERATOR DEGREES OF FREEDOM																			
		1	2	3	4	5	6	7	8	9	10	11	12	13	14	15	16	17	18	19	20
DENOMINATOR DEGREES OF FREEDOM	1	16211	19999	21615	22500	23056	23437	23715	23925	24091	24224	24334	24426	24505	24572	24630	24681	24727	24767	24803	24836
	2	199	199	199	199	199	199	199	199	199	199	199	199	199	199	199	199	199	199	199	199
	3	55.6	49.8	47.5	46.2	45.4	44.8	44.4	44.1	43.9	43.7	43.5	43.4	43.3	43.2	43.1	43.0	42.9	42.9	42.9	42.8
	4	31.3	26.3	24.3	23.2	22.5	22.0	21.6	21.4	21.1	21.0	20.8	20.7	20.6	20.5	20.4	20.4	20.3	20.3	20.3	20.2
	5	22.8	18.3	16.5	15.6	14.9	14.5	14.2	14.0	13.8	13.6	13.5	13.4	13.3	13.2	13.1	13.1	13.0	13.0	13.0	12.9
	6	18.6	14.5	12.9	12.0	11.5	11.1	10.8	10.6	10.4	10.3	10.1	10.0	9.95	9.88	9.81	9.76	9.71	9.66	9.62	9.59
	7	16.2	12.4	10.9	10.1	9.52	9.16	8.89	8.68	8.51	8.38	8.27	8.18	8.10	8.03	7.97	7.91	7.87	7.83	7.79	7.75
	8	14.7	11.0	9.60	8.81	8.30	7.95	7.69	7.50	7.34	7.21	7.10	7.01	6.94	6.87	6.81	6.76	6.72	6.68	6.64	6.61
	9	13.6	10.1	8.72	7.96	7.47	7.13	6.88	6.69	6.54	6.42	6.31	6.23	6.15	6.09	6.03	5.98	5.94	5.90	5.86	5.83
	10	12.8	9.43	8.08	7.34	6.87	6.54	6.30	6.12	5.97	5.85	5.75	5.66	5.59	5.53	5.47	5.42	5.38	5.34	5.31	5.27
	11	12.2	8.91	7.60	6.88	6.42	6.10	5.86	5.68	5.54	5.42	5.32	5.24	5.16	5.10	5.05	5.00	4.96	4.92	4.89	4.86
	12	11.8	8.51	7.23	6.52	6.07	5.76	5.52	5.35	5.20	5.09	4.99	4.91	4.84	4.77	4.72	4.67	4.63	4.59	4.56	4.53
	13	11.4	8.19	6.93	6.23	5.79	5.48	5.25	5.08	4.94	4.82	4.72	4.64	4.57	4.51	4.46	4.41	4.37	4.33	4.30	4.27
	14	11.1	7.92	6.68	6.00	5.56	5.26	5.03	4.86	4.72	4.60	4.51	4.43	4.36	4.30	4.25	4.20	4.16	4.12	4.09	4.06
	15	10.8	7.70	6.48	5.80	5.37	5.07	4.85	4.67	4.54	4.42	4.33	4.25	4.18	4.12	4.07	4.02	3.98	3.95	3.91	3.88
	16	10.6	7.51	6.30	5.64	5.21	4.91	4.69	4.52	4.38	4.27	4.18	4.10	4.03	3.97	3.92	3.87	3.83	3.80	3.76	3.73
	17	10.4	7.35	6.16	5.50	5.07	4.78	4.56	4.39	4.25	4.14	4.05	3.97	3.90	3.84	3.79	3.75	3.71	3.67	3.64	3.61
	18	10.2	7.21	6.03	5.37	4.96	4.66	4.44	4.28	4.14	4.03	3.94	3.86	3.79	3.73	3.68	3.64	3.60	3.56	3.53	3.50
	19	10.1	7.09	5.92	5.27	4.85	4.56	4.34	4.18	4.04	3.93	3.84	3.76	3.70	3.64	3.59	3.54	3.50	3.46	3.43	3.40
	20	9.94	6.99	5.82	5.17	4.76	4.47	4.26	4.09	3.96	3.85	3.76	3.68	3.61	3.55	3.50	3.46	3.42	3.38	3.35	3.32
	22	9.73	6.81	5.65	5.02	4.61	4.32	4.11	3.94	3.81	3.70	3.61	3.54	3.47	3.41	3.36	3.31	3.27	3.24	3.21	3.18
	24	9.55	6.66	5.52	4.89	4.49	4.20	3.99	3.83	3.69	3.59	3.50	3.42	3.35	3.30	3.25	3.20	3.16	3.12	3.09	3.06
26	9.41	6.54	5.41	4.79	4.38	4.10	3.89	3.73	3.60	3.49	3.40	3.33	3.26	3.20	3.15	3.11	3.07	3.03	3.00	2.97	
28	9.28	6.44	5.32	4.70	4.30	4.02	3.81	3.65	3.52	3.41	3.32	3.25	3.18	3.12	3.07	3.03	2.99	2.95	2.92	2.89	
30	9.18	6.35	5.24	4.62	4.23	3.95	3.74	3.58	3.45	3.34	3.25	3.18	3.11	3.06	3.01	2.96	2.92	2.89	2.85	2.82	
35	8.98	6.19	5.09	4.48	4.09	3.81	3.61	3.45	3.32	3.21	3.12	3.05	2.98	2.93	2.88	2.83	2.79	2.76	2.72	2.69	
40	8.83	6.07	4.98	4.37	3.99	3.71	3.51	3.35	3.22	3.12	3.03	2.95	2.88	2.82	2.76	2.71	2.66	2.62	2.59	2.56	
45	8.71	5.97	4.89	4.29	3.91	3.64	3.43	3.28	3.15	3.04	2.96	2.88	2.82	2.76	2.71	2.66	2.62	2.59	2.56	2.53	
50	8.63	5.90	4.83	4.23	3.85	3.58	3.38	3.22	3.09	2.99	2.90	2.82	2.76	2.70	2.65	2.61	2.57	2.53	2.50	2.47	
60	8.49	5.79	4.73	4.14	3.76	3.49	3.29	3.13	3.01	2.90	2.82	2.74	2.68	2.62	2.57	2.53	2.49	2.45	2.42	2.39	
70	8.40	5.72	4.66	4.08	3.70	3.43	3.23	3.08	2.95	2.85	2.76	2.68	2.62	2.56	2.51	2.47	2.43	2.39	2.36	2.33	
80	8.33	5.67	4.61	4.03	3.65	3.39	3.19	3.03	2.91	2.80	2.72	2.64	2.58	2.52	2.47	2.43	2.39	2.35	2.32	2.29	
90	8.28	5.62	4.57	3.99	3.62	3.35	3.15	3.00	2.87	2.77	2.68	2.61	2.54	2.49	2.44	2.39	2.35	2.32	2.28	2.25	
100	8.24	5.59	4.54	3.96	3.59	3.33	3.13	2.97	2.85	2.74	2.66	2.58	2.52	2.46	2.41	2.37	2.33	2.29	2.26	2.23	
120	8.18	5.54	4.50	3.92	3.55	3.28	3.09	2.93	2.81	2.71	2.62	2.54	2.48	2.42	2.37	2.33	2.29	2.25	2.22	2.19	
140	8.14	5.50	4.47	3.89	3.52	3.26	3.06	2.91	2.78	2.68	2.59	2.52	2.45	2.40	2.35	2.30	2.26	2.22	2.19	2.16	
160	8.10	5.48	4.44	3.87	3.50	3.24	3.04	2.88	2.76	2.66	2.57	2.50	2.43	2.38	2.33	2.28	2.24	2.20	2.17	2.14	
180	8.08	5.46	4.42	3.85	3.48	3.22	3.02	2.87	2.74	2.64	2.56	2.48	2.42	2.36	2.31	2.26	2.22	2.19	2.15	2.12	
200	8.06	5.44	4.41	3.84	3.47	3.21	3.01	2.86	2.73	2.63	2.54	2.47	2.40	2.35	2.30	2.25	2.21	2.18	2.14	2.11	
∞	7.88	5.30	4.28	3.72	3.35	3.09	2.90	2.75	2.62	2.52	2.43	2.36	2.30	2.24	2.19	2.14	2.10	2.07	2.03	2.00	

		NUMERATOR DEGREES OF FREEDOM																			
$\nu_1 \backslash \nu_2$		22	24	26	28	30	35	40	45	50	60	70	80	90	100	120	140	160	180	200	∞
1	24892	24940	24980	25014	25044	25103	25148	25183	25211	25233	25283	25306	25323	25337	25359	25374	25385	25394	25401	25464	
2	199	199	199	199	199	199	199	199	199	199	199	199	199	199	199	199	199	199	199	199	199
3	42.7	42.6	42.6	42.5	42.5	42.4	42.3	42.3	42.3	42.2	42.1	42.1	42.1	42.0	42.0	42.0	42.0	41.9	41.9	41.9	41.8
4	20.1	20.0	20.0	19.9	19.9	19.8	19.8	19.7	19.7	19.7	19.6	19.6	19.5	19.5	19.5	19.5	19.4	19.4	19.4	19.4	19.3
5	12.8	12.8	12.7	12.7	12.7	12.6	12.5	12.5	12.5	12.5	12.4	12.4	12.3	12.3	12.3	12.3	12.2	12.2	12.2	12.2	12.1
6	9.53	9.47	9.43	9.39	9.36	9.29	9.24	9.20	9.17	9.12	9.09	9.06	9.04	9.03	9.00	8.98	8.97	8.96	8.95	8.95	8.88
7	7.69	7.64	7.60	7.57	7.53	7.47	7.42	7.38	7.35	7.31	7.28	7.25	7.23	7.22	7.19	7.18	7.16	7.15	7.15	7.15	7.08
8	6.55	6.50	6.46	6.43	6.40	6.33	6.29	6.25	6.22	6.18	6.15	6.12	6.10	6.09	6.06	6.05	6.04	6.03	6.02	6.02	5.95
9	5.78	5.73	5.69	5.65	5.62	5.56	5.52	5.48	5.45	5.41	5.38	5.36	5.34	5.32	5.30	5.28	5.27	5.26	5.26	5.26	5.19
10	5.22	5.17	5.13	5.10	5.07	5.01	4.97	4.93	4.90	4.86	4.83	4.80	4.79	4.77	4.75	4.73	4.72	4.71	4.71	4.71	4.64
11	4.80	4.76	4.72	4.68	4.65	4.60	4.55	4.52	4.49	4.45	4.41	4.39	4.37	4.36	4.34	4.32	4.31	4.30	4.29	4.29	4.23
12	4.48	4.43	4.39	4.36	4.33	4.27	4.23	4.19	4.17	4.12	4.09	4.07	4.05	4.04	4.01	4.00	3.99	3.98	3.97	3.97	3.91
13	4.22	4.17	4.13	4.10	4.07	4.01	3.97	3.94	3.91	3.87	3.84	3.81	3.79	3.78	3.76	3.74	3.73	3.72	3.71	3.71	3.65
14	4.01	3.96	3.92	3.89	3.86	3.80	3.76	3.73	3.70	3.66	3.62	3.60	3.58	3.57	3.55	3.53	3.52	3.51	3.50	3.50	3.44
15	3.83	3.79	3.75	3.72	3.69	3.63	3.58	3.55	3.52	3.48	3.45	3.43	3.41	3.39	3.37	3.36	3.34	3.34	3.33	3.33	3.26
16	3.68	3.64	3.60	3.57	3.54	3.48	3.44	3.40	3.37	3.33	3.30	3.28	3.26	3.25	3.22	3.21	3.20	3.19	3.18	3.18	3.11
17	3.56	3.51	3.47	3.44	3.41	3.35	3.31	3.28	3.25	3.21	3.18	3.15	3.13	3.12	3.10	3.08	3.07	3.06	3.05	3.05	2.99
18	3.45	3.40	3.36	3.33	3.30	3.25	3.20	3.17	3.14	3.10	3.07	3.04	3.02	3.01	2.99	2.97	2.96	2.95	2.94	2.94	2.87
19	3.35	3.31	3.27	3.24	3.21	3.15	3.11	3.07	3.04	3.00	2.97	2.95	2.93	2.91	2.89	2.87	2.86	2.85	2.85	2.85	2.78
20	3.27	3.22	3.18	3.15	3.12	3.07	3.02	2.99	2.96	2.92	2.88	2.86	2.84	2.83	2.81	2.79	2.78	2.77	2.76	2.76	2.69
22	3.12	3.08	3.04	3.01	2.98	2.92	2.88	2.84	2.82	2.77	2.74	2.72	2.70	2.69	2.66	2.65	2.63	2.62	2.62	2.62	2.55
24	3.01	2.97	2.93	2.90	2.87	2.81	2.77	2.73	2.70	2.66	2.63	2.60	2.58	2.57	2.55	2.53	2.52	2.51	2.50	2.50	2.43
26	2.92	2.87	2.84	2.80	2.77	2.72	2.67	2.64	2.61	2.56	2.53	2.51	2.49	2.47	2.45	2.43	2.42	2.41	2.40	2.40	2.33
28	2.84	2.79	2.76	2.72	2.69	2.64	2.59	2.56	2.53	2.48	2.45	2.43	2.41	2.39	2.37	2.35	2.34	2.33	2.32	2.32	2.25
30	2.77	2.73	2.69	2.66	2.63	2.57	2.52	2.49	2.46	2.42	2.38	2.36	2.34	2.32	2.30	2.28	2.27	2.26	2.25	2.25	2.18
35	2.64	2.60	2.56	2.53	2.50	2.44	2.39	2.36	2.33	2.28	2.25	2.22	2.20	2.19	2.16	2.15	2.13	2.12	2.11	2.11	2.04
40	2.55	2.50	2.46	2.43	2.40	2.34	2.30	2.26	2.23	2.18	2.15	2.12	2.10	2.09	2.06	2.05	2.03	2.02	2.01	2.01	1.93
45	2.47	2.43	2.39	2.36	2.33	2.27	2.22	2.19	2.16	2.11	2.08	2.05	2.03	2.01	1.99	1.97	1.95	1.94	1.93	1.93	1.85
50	2.42	2.37	2.33	2.30	2.27	2.21	2.16	2.13	2.10	2.05	2.02	1.99	1.97	1.95	1.93	1.91	1.89	1.88	1.87	1.87	1.79
60	2.33	2.29	2.25	2.22	2.19	2.13	2.08	2.04	2.01	1.96	1.93	1.90	1.88	1.86	1.83	1.81	1.80	1.79	1.78	1.78	1.69
70	2.28	2.23	2.19	2.15	2.11	2.07	2.02	1.98	1.95	1.90	1.86	1.84	1.81	1.80	1.77	1.75	1.73	1.72	1.71	1.71	1.62
80	2.23	2.19	2.15	2.11	2.08	2.02	1.97	1.94	1.90	1.87	1.82	1.79	1.77	1.75	1.72	1.70	1.68	1.67	1.66	1.66	1.57
90	2.20	2.15	2.12	2.08	2.05	1.99	1.94	1.90	1.87	1.82	1.78	1.75	1.73	1.71	1.68	1.66	1.64	1.63	1.62	1.62	1.52
100	2.17	2.13	2.09	2.05	2.02	1.96	1.91	1.87	1.84	1.79	1.75	1.72	1.70	1.68	1.65	1.63	1.61	1.60	1.59	1.59	1.49
120	2.13	2.09	2.05	2.01	1.98	1.92	1.87	1.83	1.80	1.75	1.71	1.68	1.66	1.64	1.61	1.58	1.57	1.55	1.54	1.54	1.43
140	2.11	2.06	2.02	1.99	1.96	1.89	1.84	1.80	1.77	1.72	1.68	1.65	1.62	1.60	1.57	1.55	1.53	1.52	1.51	1.51	1.39
160	2.09	2.04	2.00	1.97	1.93	1.87	1.82	1.78	1.75	1.69	1.65	1.62	1.60	1.58	1.55	1.52	1.51	1.49	1.48	1.48	1.36
180	2.07	2.02	1.98	1.95	1.92	1.85	1.80	1.76	1.73	1.68	1.64	1.61	1.58	1.56	1.53	1.50	1.49	1.47	1.46	1.46	1.34
200	2.06	2.01	1.97	1.94	1.91	1.84	1.79	1.75	1.71	1.66	1.62	1.59	1.56	1.54	1.51	1.49	1.47	1.45	1.44	1.44	1.32
∞	1.95	1.90	1.86	1.82	1.79	1.72	1.67	1.63	1.59	1.54	1.49	1.46	1.43	1.40	1.37	1.34	1.31	1.30	1.28	1.28	1.00

DENOMINATOR DEGREES OF FREEDOM

TABLE 7(a) Critical Values of the Studentized Range, $\alpha = .05$

ν	k																			
	2	3	4	5	6	7	8	9	10	11	12	13	14	15	16	17	18	19	20	
1	18.0	27.0	32.8	37.1	40.4	43.1	45.4	47.4	49.1	50.6	52.0	53.2	54.3	55.4	56.3	57.2	58.0	58.8	59.6	
2	6.08	8.33	9.80	10.9	11.7	12.4	13.0	13.5	14.0	14.4	14.7	15.1	15.4	15.7	15.9	16.1	16.4	16.6	16.8	
3	4.50	5.91	6.82	7.50	8.04	8.48	8.85	9.18	9.46	9.72	9.95	10.2	10.3	10.5	10.7	10.8	11.0	11.1	11.2	
4	3.93	5.04	5.76	6.29	6.71	7.05	7.35	7.60	7.83	8.03	8.21	8.37	8.52	8.66	8.79	8.91	9.03	9.13	9.23	
5	3.64	4.60	5.22	5.67	6.03	6.33	6.58	6.80	6.99	7.17	7.32	7.47	7.60	7.72	7.83	7.93	8.03	8.12	8.21	
6	3.46	4.34	4.90	5.30	5.63	5.90	6.12	6.32	6.49	6.65	6.79	6.92	7.03	7.14	7.24	7.34	7.43	7.51	7.59	
7	3.34	4.16	4.68	5.06	5.36	5.61	5.82	6.00	6.16	6.30	6.43	6.55	6.66	6.76	6.85	6.94	7.02	7.10	7.17	
8	3.26	4.04	4.53	4.89	5.17	5.40	5.60	5.77	5.92	6.05	6.18	6.29	6.39	6.48	6.57	6.65	6.73	6.80	6.87	
9	3.20	3.95	4.41	4.76	5.02	5.24	5.43	5.59	5.74	5.87	5.98	6.09	6.19	6.28	6.36	6.44	6.51	6.58	6.64	
10	3.15	3.88	4.33	4.65	4.91	5.12	5.30	5.46	5.60	5.72	5.83	5.93	6.03	6.11	6.19	6.27	6.34	6.40	6.47	
11	3.11	3.82	4.26	4.57	4.82	5.03	5.20	5.35	5.49	5.61	5.71	5.81	5.90	5.98	6.06	6.13	6.20	6.27	6.33	
12	3.08	3.77	4.20	4.51	4.75	4.95	5.12	5.27	5.39	5.51	5.61	5.71	5.80	5.88	5.95	6.02	6.09	6.15	6.21	
13	3.06	3.73	4.15	4.45	4.69	4.88	5.05	5.19	5.32	5.43	5.53	5.63	5.71	5.79	5.86	5.93	5.99	6.05	6.11	
14	3.03	3.70	4.11	4.41	4.64	4.83	4.99	5.13	5.25	5.36	5.46	5.55	5.64	5.71	5.79	5.85	5.91	5.97	6.03	
15	3.01	3.67	4.08	4.37	4.59	4.78	4.94	5.08	5.20	5.31	5.40	5.49	5.57	5.65	5.72	5.78	5.85	5.90	5.96	
16	3.00	3.65	4.05	4.33	4.56	4.74	4.90	5.03	5.15	5.26	5.35	5.44	5.52	5.59	5.66	5.73	5.79	5.84	5.90	
17	2.98	3.63	4.02	4.30	4.52	4.70	4.86	4.99	5.11	5.21	5.31	5.39	5.47	5.54	5.61	5.67	5.73	5.79	5.84	
18	2.97	3.61	4.00	4.28	4.49	4.67	4.82	4.96	5.07	5.17	5.27	5.35	5.43	5.50	5.57	5.63	5.69	5.74	5.79	
19	2.96	3.59	3.98	4.25	4.47	4.65	4.79	4.92	5.04	5.14	5.23	5.31	5.39	5.46	5.53	5.59	5.65	5.70	5.75	
20	2.95	3.58	3.96	4.23	4.45	4.62	4.77	4.90	5.01	5.11	5.20	5.28	5.36	5.43	5.49	5.55	5.61	5.66	5.71	
24	2.92	3.53	3.90	4.17	4.37	4.54	4.68	4.81	4.92	5.01	5.10	5.18	5.25	5.32	5.38	5.44	5.49	5.55	5.59	
30	2.89	3.49	3.85	4.10	4.30	4.46	4.60	4.72	4.82	4.92	5.00	5.08	5.15	5.21	5.27	5.33	5.38	5.43	5.47	
40	2.86	3.44	3.79	4.04	4.23	4.39	4.52	4.63	4.73	4.82	4.90	4.98	5.04	5.11	5.16	5.22	5.27	5.31	5.36	
60	2.83	3.40	3.74	3.98	4.16	4.31	4.44	4.55	4.65	4.73	4.81	4.88	4.94	5.00	5.06	5.11	5.15	5.20	5.24	
120	2.80	3.36	3.68	3.92	4.10	4.24	4.36	4.47	4.56	4.64	4.71	4.78	4.84	4.90	4.95	5.00	5.04	5.09	5.13	
∞	2.77	3.31	3.63	3.86	4.03	4.17	4.29	4.39	4.47	4.55	4.62	4.68	4.74	4.80	4.85	4.89	4.93	4.97	5.01	

TABLE 7(b) Critical Values of the Studentized Range, $\alpha = .01$

ν	k																			
	2	3	4	5	6	7	8	9	10	11	12	13	14	15	16	17	18	19	20	
1	90.0	135	164	186	202	216	227	237	246	253	260	266	272	277	282	286	290	294	298	
2	14.0	19.0	22.3	24.7	26.6	28.2	29.5	30.7	31.7	32.6	33.4	34.1	34.8	35.4	36.0	36.5	37.0	37.5	37.9	
3	8.26	10.6	12.2	13.3	14.2	15.0	15.6	16.2	16.7	17.1	17.5	17.9	18.2	18.5	18.8	19.1	19.3	19.5	19.8	
4	6.51	8.12	9.17	9.96	10.6	11.1	11.5	11.9	12.3	12.6	12.8	13.1	13.3	13.5	13.7	13.9	14.1	14.2	14.4	
5	5.70	6.97	7.80	8.42	8.91	9.32	9.67	9.97	10.2	10.5	10.7	10.9	11.1	11.2	11.4	11.6	11.7	11.8	11.9	
6	5.24	6.33	7.03	7.56	7.97	8.32	8.61	8.87	9.10	9.30	9.49	9.65	9.81	9.95	10.1	10.2	10.3	10.4	10.5	
7	4.95	5.92	6.54	7.01	7.37	7.68	7.94	8.17	8.37	8.55	8.71	8.86	9.00	9.12	9.24	9.35	9.46	9.55	9.65	
8	4.74	5.63	6.20	6.63	6.96	7.24	7.47	7.68	7.87	8.03	8.18	8.31	8.44	8.55	8.66	8.76	8.85	8.94	9.03	
9	4.60	5.43	5.96	6.35	6.66	6.91	7.13	7.32	7.49	7.65	7.78	7.91	8.03	8.13	8.23	8.32	8.41	8.49	8.57	
10	4.48	5.27	5.77	6.14	6.43	6.67	6.87	7.05	7.21	7.36	7.48	7.60	7.71	7.81	7.91	7.99	8.07	8.15	8.22	
11	4.39	5.14	5.62	5.97	6.25	6.48	6.67	6.84	6.99	7.13	7.25	7.36	7.46	7.56	7.65	7.73	7.81	7.88	7.95	
12	4.32	5.04	5.50	5.84	6.10	6.32	6.51	6.67	6.81	6.94	7.06	7.17	7.26	7.36	7.44	7.52	7.59	7.66	7.73	
13	4.26	4.96	5.40	5.73	5.98	6.19	6.37	6.53	6.67	6.79	6.90	7.01	7.10	7.19	7.27	7.34	7.42	7.48	7.55	
14	4.21	4.89	5.32	5.63	5.88	6.08	6.26	6.41	6.54	6.66	6.77	6.87	6.96	7.05	7.12	7.20	7.27	7.33	7.39	
15	4.17	4.83	5.25	5.56	5.80	5.99	6.16	6.31	6.44	6.55	6.66	6.76	6.84	6.93	7.00	7.07	7.14	7.20	7.26	
16	4.13	4.78	5.19	5.49	5.72	5.92	6.08	6.22	6.35	6.46	6.56	6.66	6.74	6.82	6.90	6.97	7.03	7.09	7.15	
17	4.10	4.74	5.14	5.43	5.66	5.85	6.01	6.15	6.27	6.38	6.48	6.57	6.66	6.73	6.80	6.87	6.94	7.00	7.05	
18	4.07	4.70	5.09	5.38	5.60	5.79	5.94	6.08	6.20	6.31	6.41	6.50	6.58	6.65	6.72	6.79	6.85	6.91	6.96	
19	4.05	4.67	5.05	5.33	5.55	5.73	5.89	6.02	6.14	6.25	6.34	6.43	6.51	6.58	6.65	6.72	6.78	6.84	6.89	
20	4.02	4.64	5.02	5.29	5.51	5.69	5.84	5.97	6.09	6.19	6.29	6.37	6.45	6.52	6.59	6.65	6.71	6.76	6.82	
24	3.96	4.54	4.91	5.17	5.37	5.54	5.69	5.81	5.92	6.02	6.11	6.19	6.26	6.33	6.39	6.45	6.51	6.56	6.61	
30	3.89	4.45	4.80	5.05	5.24	5.40	5.54	5.65	5.76	5.85	5.93	6.01	6.08	6.14	6.20	6.26	6.31	6.36	6.41	
40	3.82	4.37	4.70	4.93	5.11	5.27	5.39	5.50	5.60	5.69	5.77	5.84	5.90	5.96	6.02	6.07	6.12	6.17	6.21	
60	3.76	4.28	4.60	4.82	4.99	5.13	5.25	5.36	5.45	5.53	5.60	5.67	5.73	5.79	5.84	5.89	5.93	5.98	6.02	
120	3.70	4.20	4.50	4.71	4.87	5.01	5.12	5.21	5.30	5.38	5.44	5.51	5.56	5.61	5.66	5.71	5.75	5.79	5.83	
∞	3.64	4.12	4.40	4.60	4.76	4.88	4.99	5.08	5.16	5.23	5.29	5.35	5.40	5.45	5.49	5.54	5.57	5.61	5.65	

Source: From E. S. Pearson and H. O. Hartley, *Biometrika Tables for Statisticians*, 1: 176-77. Reproduced by permission of the Biometrika Trustees.

TABLE 8(a) Critical Values for the Durbin-Watson Statistic, $\alpha = .05$

<i>n</i>	<i>k</i> = 1		<i>k</i> = 2		<i>k</i> = 3		<i>k</i> = 4		<i>k</i> = 5	
	<i>d</i> _L	<i>d</i> _U	<i>d</i> _L	<i>d</i> _U	<i>d</i> _L	<i>d</i> _U	<i>d</i> _L	<i>d</i> _U	<i>d</i> _L	<i>d</i> _U
15	1.08	1.36	.95	1.54	.82	1.75	.69	1.97	.56	2.21
16	1.10	1.37	.98	1.54	.86	1.73	.74	1.93	.62	2.15
17	1.13	1.38	1.02	1.54	.90	1.71	.78	1.90	.67	2.10
18	1.16	1.39	1.05	1.53	.93	1.69	.82	1.87	.71	2.06
19	1.18	1.40	1.08	1.53	.97	1.68	.86	1.85	.75	2.02
20	1.20	1.41	1.10	1.54	1.00	1.68	.90	1.83	.79	1.99
21	1.22	1.42	1.13	1.54	1.03	1.67	.93	1.81	.83	1.96
22	1.24	1.43	1.15	1.54	1.05	1.66	.96	1.80	.86	1.94
23	1.26	1.44	1.17	1.54	1.08	1.66	.99	1.79	.90	1.92
24	1.27	1.45	1.19	1.55	1.10	1.66	1.01	1.78	.93	1.90
25	1.29	1.45	1.21	1.55	1.12	1.66	1.04	1.77	.95	1.89
26	1.30	1.46	1.22	1.55	1.14	1.65	1.06	1.76	.98	1.88
27	1.32	1.47	1.24	1.56	1.16	1.65	1.08	1.76	1.01	1.86
28	1.33	1.48	1.26	1.56	1.18	1.65	1.10	1.75	1.03	1.85
29	1.34	1.48	1.27	1.56	1.20	1.65	1.12	1.74	1.05	1.84
30	1.35	1.49	1.28	1.57	1.21	1.65	1.14	1.74	1.07	1.83
31	1.36	1.50	1.30	1.57	1.23	1.65	1.16	1.74	1.09	1.83
32	1.37	1.50	1.31	1.57	1.24	1.65	1.18	1.73	1.11	1.82
33	1.38	1.51	1.32	1.58	1.26	1.65	1.19	1.73	1.13	1.81
34	1.39	1.51	1.33	1.58	1.27	1.65	1.21	1.73	1.15	1.81
35	1.40	1.52	1.34	1.58	1.28	1.65	1.22	1.73	1.16	1.80
36	1.41	1.52	1.35	1.59	1.29	1.65	1.24	1.73	1.18	1.80
37	1.42	1.53	1.36	1.59	1.31	1.66	1.25	1.72	1.19	1.80
38	1.43	1.54	1.37	1.59	1.32	1.66	1.26	1.72	1.21	1.79
39	1.43	1.54	1.38	1.60	1.33	1.66	1.27	1.72	1.22	1.79
40	1.44	1.54	1.39	1.60	1.34	1.66	1.29	1.72	1.23	1.79
45	1.48	1.57	1.43	1.62	1.38	1.67	1.34	1.72	1.29	1.78
50	1.50	1.59	1.46	1.63	1.42	1.67	1.38	1.72	1.34	1.77
55	1.53	1.60	1.49	1.64	1.45	1.68	1.41	1.72	1.38	1.77
60	1.55	1.62	1.51	1.65	1.48	1.69	1.44	1.73	1.41	1.77
65	1.57	1.63	1.54	1.66	1.50	1.70	1.47	1.73	1.44	1.77
70	1.58	1.64	1.55	1.67	1.52	1.70	1.49	1.74	1.46	1.77
75	1.60	1.65	1.57	1.68	1.54	1.71	1.51	1.74	1.49	1.77
80	1.61	1.66	1.59	1.69	1.56	1.72	1.53	1.74	1.51	1.77
85	1.62	1.67	1.60	1.70	1.57	1.72	1.55	1.75	1.52	1.77
90	1.63	1.68	1.61	1.70	1.59	1.73	1.57	1.75	1.54	1.78
95	1.64	1.69	1.62	1.71	1.60	1.73	1.58	1.75	1.56	1.78
100	1.65	1.69	1.63	1.72	1.61	1.74	1.59	1.76	1.57	1.78

Source: From J. Durbin and G. S. Watson, "Testing for Serial Correlation in Least Squares Regression, II," *Biometrika* 30 (1951): 159-78. Reproduced by permission of the Biometrika Trustees.

TABLE 8(b) Critical Values for the Durbin-Watson Statistic, $\alpha = .01$

n	$k = 1$		$k = 2$		$k = 3$		$k = 4$		$k = 5$	
	d_L	d_U	d_L	d_U	d_L	d_U	d_L	d_U	d_L	d_U
15	.81	1.07	.70	1.25	.59	1.46	.49	1.70	.39	1.96
16	.84	1.09	.74	1.25	.63	1.44	.53	1.66	.44	1.90
17	.87	1.10	.77	1.25	.67	1.43	.57	1.63	.48	1.85
18	.90	1.12	.80	1.26	.71	1.42	.61	1.60	.52	1.80
19	.93	1.13	.83	1.26	.74	1.41	.65	1.58	.56	1.77
20	.95	1.15	.86	1.27	.77	1.41	.68	1.57	.60	1.74
21	.97	1.16	.89	1.27	.80	1.41	.72	1.55	.63	1.71
22	1.00	1.17	.91	1.28	.83	1.40	.75	1.54	.66	1.69
23	1.02	1.19	.94	1.29	.86	1.40	.77	1.53	.70	1.67
24	1.04	1.20	.96	1.30	.88	1.41	.80	1.53	.72	1.66
25	1.05	1.21	.98	1.30	.90	1.41	.83	1.52	.75	1.65
26	1.07	1.22	1.00	1.31	.93	1.41	.85	1.52	.78	1.64
27	1.09	1.23	1.02	1.32	.95	1.41	.88	1.51	.81	1.63
28	1.10	1.24	1.04	1.32	.97	1.41	.90	1.51	.83	1.62
29	1.12	1.25	1.05	1.33	.99	1.42	.92	1.51	.85	1.61
30	1.13	1.26	1.07	1.34	1.01	1.42	.94	1.51	.88	1.61
31	1.15	1.27	1.08	1.34	1.02	1.42	.96	1.51	.90	1.60
32	1.16	1.28	1.10	1.35	1.04	1.43	.98	1.51	.92	1.60
33	1.17	1.29	1.11	1.36	1.05	1.43	1.00	1.51	.94	1.59
34	1.18	1.30	1.13	1.36	1.07	1.43	1.01	1.51	.95	1.59
35	1.19	1.31	1.14	1.37	1.08	1.44	1.03	1.51	.97	1.59
36	1.21	1.32	1.15	1.38	1.10	1.44	1.04	1.51	.99	1.59
37	1.22	1.32	1.16	1.38	1.11	1.45	1.06	1.51	1.00	1.59
38	1.23	1.33	1.18	1.39	1.12	1.45	1.07	1.52	1.02	1.58
39	1.24	1.34	1.19	1.39	1.14	1.45	1.09	1.52	1.03	1.58
40	1.25	1.34	1.20	1.40	1.15	1.46	1.10	1.52	1.05	1.58
45	1.29	1.38	1.24	1.42	1.20	1.48	1.16	1.53	1.11	1.58
50	1.32	1.40	1.28	1.45	1.24	1.49	1.20	1.54	1.16	1.59
55	1.36	1.43	1.32	1.47	1.28	1.51	1.25	1.55	1.21	1.59
60	1.38	1.45	1.35	1.48	1.32	1.52	1.28	1.56	1.25	1.60
65	1.41	1.47	1.38	1.50	1.35	1.53	1.31	1.57	1.28	1.61
70	1.43	1.49	1.40	1.52	1.37	1.55	1.34	1.58	1.31	1.61
75	1.45	1.50	1.42	1.53	1.39	1.56	1.37	1.59	1.34	1.62
80	1.47	1.52	1.44	1.54	1.42	1.57	1.39	1.60	1.36	1.62
85	1.48	1.53	1.46	1.55	1.43	1.58	1.41	1.60	1.39	1.63
90	1.50	1.54	1.47	1.56	1.45	1.59	1.43	1.61	1.41	1.64
95	1.51	1.55	1.49	1.57	1.47	1.60	1.45	1.62	1.42	1.64
100	1.52	1.56	1.50	1.58	1.48	1.60	1.46	1.63	1.44	1.65

Source: From J. Durbin and G. S. Watson, "Testing for Serial Correlation in Least Squares Regression, II," *Biometrika* 30 (1951): . 159-78. Reproduced by permission of the Biometrika Trustees.

TABLE 9 Critical Values for the Wilcoxon Rank Sum Test

(a) $\alpha = .025$ one-tail; $\alpha = .05$ two-tail																
$n_2 \backslash n_1$	3		4		5		6		7		8		9		10	
	T_L	T_U	T_L	T_U	T_L	T_U	T_L	T_U	T_L	T_U	T_L	T_U	T_L	T_U	T_L	T_U
4	6	18	11	25	17	33	23	43	31	53	40	64	50	76	61	89
5	6	11	12	28	18	37	25	47	33	58	42	70	52	83	64	96
6	7	23	12	32	19	41	26	52	35	63	44	76	55	89	66	104
7	7	26	13	35	20	45	28	56	37	68	47	81	58	95	70	110
8	8	28	14	38	21	49	29	61	39	73	49	87	60	102	73	117
9	8	31	15	41	22	53	31	65	41	78	51	93	63	108	76	124
10	9	33	16	44	24	56	32	70	43	83	54	98	66	114	79	131

(b) $\alpha = .05$ one-tail; $\alpha = 10$ two-tail																
$n_2 \backslash n_1$	3		4		5		6		7		8		9		10	
	T_L	T_U	T_L	T_U	T_L	T_U	T_L	T_U	T_L	T_U	T_L	T_U	T_L	T_U	T_L	T_U
3	6	15	11	21	16	29	23	37	31	46	39	57	49	68	60	80
4	7	17	12	24	18	32	25	41	33	51	42	62	52	74	63	87
5	7	20	13	27	19	37	26	46	35	56	45	67	55	80	66	94
6	8	22	14	30	20	40	28	50	37	61	47	73	57	87	69	101
7	9	24	15	33	22	43	30	54	39	66	49	79	60	93	73	107
8	9	27	16	36	24	46	32	58	41	71	52	84	63	99	76	114
9	10	29	17	39	25	50	33	63	43	76	54	90	66	105	79	121
10	11	31	18	42	26	54	35	67	46	80	57	95	69	111	83	127

Source: From F. Wilcoxon and R. A. Wilcox, "Some Rapid Approximate Statistical Procedures" (1964), p. 28. Reproduced with the permission of American Cyanamid Company.

TABLE 10
Critical Values for the
Wilcoxon Signed Rank
Sum Test

<i>n</i>	(a) $\alpha = .025$ one-tail; $\alpha = .05$ two-tail		(b) $\alpha = .05$ one-tail; $\alpha = .10$ two-tail	
	T_L	T_U	T_L	T_U
6	1	20	2	19
7	2	26	4	24
8	4	32	6	30
9	6	39	8	37
10	8	47	11	44
11	11	55	14	52
12	14	64	17	61
13	17	74	21	70
14	21	84	26	79
15	25	95	30	90
16	30	106	36	100
17	35	118	41	112
18	40	131	47	124
19	46	144	54	136
20	52	158	60	150
21	59	172	68	163
22	66	187	75	178
23	73	203	83	193
24	81	219	92	208
25	90	235	101	224
26	98	253	110	241
27	107	271	120	258
28	117	289	130	276
29	127	308	141	294
30	137	328	152	313

Source: From F. Wilcoxon and R. A. Wilcox, "Some Rapid Approximate Statistical Procedures" (1964), p.28. Reproduced with the permission of American Cyanamid Company.

TABLE 11 Critical Values for the Spearman Rank Correlation Coefficient

The α values correspond to a one-tail test of $H_0: \rho_s = 0$.
The value should be doubled for two-tail tests.

n	$\alpha = .05$	$\alpha = .025$	$\alpha = .01$
5	.900	—	—
6	.829	.886	.943
7	.714	.786	.893
8	.643	.738	.833
9	.600	.683	.783
10	.564	.648	.745
11	.523	.623	.736
12	.497	.591	.703
13	.475	.566	.673
14	.457	.545	.646
15	.441	.525	.623
16	.425	.507	.601
17	.412	.490	.582
18	.399	.476	.564
19	.388	.462	.549
20	.377	.450	.534
21	.368	.438	.521
22	.359	.428	.508
23	.351	.418	.496
24	.343	.409	.485
25	.336	.400	.475
26	.329	.392	.465
27	.323	.385	.456
28	.317	.377	.448
29	.311	.370	.440
30	.305	.364	.432

Source: From E. G. Olds, "Distribution of Sums of Squares of Rank Differences for Small Samples," *Annals of Mathematical Statistics* 9 (1938). Reproduced with the permission of the Institute of Mathematical Statistics.

TABLE 12 Control Chart Constants

SAMPLE SIZE n	A_2	d_2	d_3	D_3	D_4
2	1.880	1.128	.853	.000	3.267
3	1.023	1.693	.888	.000	2.575
4	.729	2.059	.880	.000	2.282
5	.577	2.326	.864	.000	2.115
6	.483	2.534	.848	.000	2.004
7	.419	2.704	.833	.076	1.924
8	.373	2.847	.820	.136	1.864
9	.337	2.970	.808	.184	1.816
10	.308	3.078	.797	.223	1.777
11	.285	3.173	.787	.256	1.744
12	.266	3.258	.778	.284	1.716
13	.249	3.336	.770	.308	1.692
14	.235	3.407	.762	.329	1.671
15	.223	3.472	.755	.348	1.652
16	.212	3.532	.749	.364	1.636
17	.203	3.588	.743	.379	1.621
18	.194	3.640	.738	.392	1.608
19	.187	3.689	.733	.404	1.596
20	.180	3.735	.729	.414	1.586
21	.173	3.778	.724	.425	1.575
22	.167	3.819	.720	.434	1.566
23	.162	3.858	.716	.443	1.557
24	.157	3.895	.712	.452	1.548
25	.153	3.931	.709	.459	1.541

Source: From E. S. Pearson, "The Percentage Limits for the Distribution of Range in Samples from a Normal Population," *Biometrika* 24 (1932): 416. Reproduced by permission of the Biometrika Trustees.

